


Absolute Stability of Control System for Piezo Actuator Nano Robotics

Afonin SM*

National Research University of Electronic Technology, Russia

ISSN: 2832-4463



***Corresponding author:** Afonin SM, National Research University of Electronic Technology, Russia

Submission: 📅 March 03, 2020

Published: 📅 March 13, 2020

Volume 1 - Issue 1

How to cite this article: Afonin SM. Absolute Stability of Control System for Piezo Actuator Nano Robotics. COJ Rob Artificial Intel. 1(1).COJRA.000504.2020. DOI: [10.31031/COJRA.2020.01.000504](https://doi.org/10.31031/COJRA.2020.01.000504)

Copyright@ Afonin SM, This article is distributed under the terms of the Creative Commons Attribution 4.0 International License, which permits unrestricted use and redistribution provided that the original author and source are credited.

Abstract

We used frequency criterion absolute stability of stable control system with the condition on the derivative for control system for the piezo actuator nano robotics. The stationary set of the control system of the hysteresis deformation of the piezo actuator nano robotics is the segment of the straight line.

Keywords: Absolute stability; Control system; Piezo actuator; Nano robotics; Hysteresis deformation

Introduction

The application of the piezo actuator based on the piezoelectric effect is promising in the control system for piezo actuator nano robotics. The piezo actuator is used for matching in nano robotics, adaptive optics, microsurgery, nano pump. The piezo actuator for nano robotics is applied in scanning microscopy, interferometry, automatic focus system and image stabilization [1-16]. The piezo actuator for nano robotics has the displacement from nanometers to hundreds of micrometers, the force to 1000N, and the transmission band to 100Hz. The nano robotic manipulator with the piezo actuator used in adaptive optics and nano mechatronics [11-39]. Yakubovich [2] criterion absolute stability system with the condition on the derivative is used for control system for piezo actuator nano robotics [3,18]. The stationary set of the control system for piezo actuator with its hysteresis deformation is the segment of the straight line, which contains points of intersection of the hysteresis partial loops and this straight line.

We received condition of the absolute stability on the derivative for the control system with the piezo actuator for nano robotics. The condition of the Yakubovich [2] absolute stability on the derivative for the control system of the piezo actuator for nano robotics is obtained. The stationary set of the control system of the deformation of the piezo actuator is found. The condition absolute stability on the derivative for the control systems of the piezo actuator is obtained.

Condition of Absolute Stability

We received condition of the absolute stability on the derivative for the control system with the piezo actuator for nano robotics. The condition of the absolute stability on the derivative for the control system of the piezo actuator for nano robotics is obtained. The stationary set of the control system of the deformation of the piezo actuator is found. We found the enough condition absolute stability of the control system with the piezo actuator for nano robotics using the Yakubovich [2] frequency criterion, the Yakubovich [2] criterion is development of the Popov criterion [3-18]. The hysteresis relative deformation of the piezo actuator on Figure 1 has the form

$$S_j = F[E_i |_{0,t}, S_j(0), \text{sign}(dE_i/dt)]$$

where S_j is the relative deformation along j axis, E_i is the electric field strength along i axis, t is the time, $S_j(0)$ is the value relative deformation at $t = 0$, $\text{sign}(dE_i/dt)$ is the sign of the rate dE_i/dt is the sign the rate of the electric field strength variation. On Figure 1 for the piezo actuator in the control system the equation of straight-line D has the form

$$E_i + k_{ij} S_j = 0$$

where $k_{ij} = w_{ij}(0)$ is the transmission coefficient for the linear part, $w_{ij}(0)$ is the value transfer function of the linear part at $\omega = 0$. Respectively, we have the $w_{ij}(s)$ with the operator $s = j\omega$, the imaginary unity j and the frequency ω . We received the stationary set M of the control system in the form the marked segment of the straight-line D . In the stationary set M contains points of intersection of the hysteresis partial loops and the straight-line D . We obtained the derivative dS_j/dE_i for the function $S_j(E_i)$ on Figure 1, where zero is the minimum value and v_{ij} is the maximum value of the derivative. Respectively, for longitudinal, transverse and shift piezo effects we have obtained the ratios

$$v_{33} : v_{31} : v_{15} = d_{33} : d_{31} : d_{15}$$

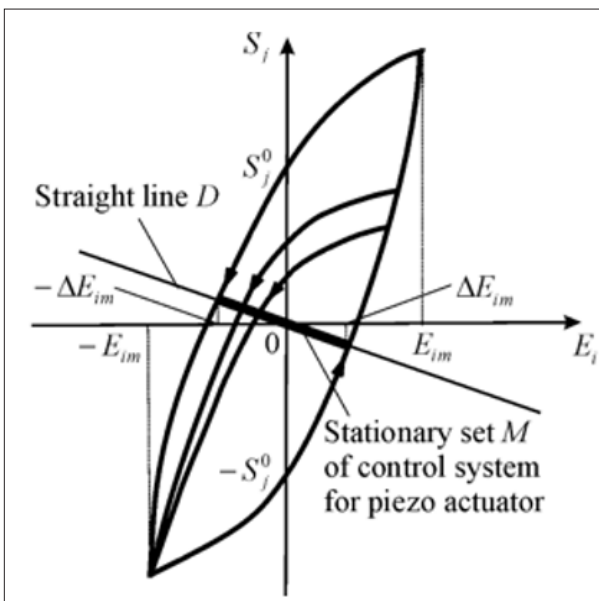


Figure 1: Hysteresis relative deformation of piezo actuator.

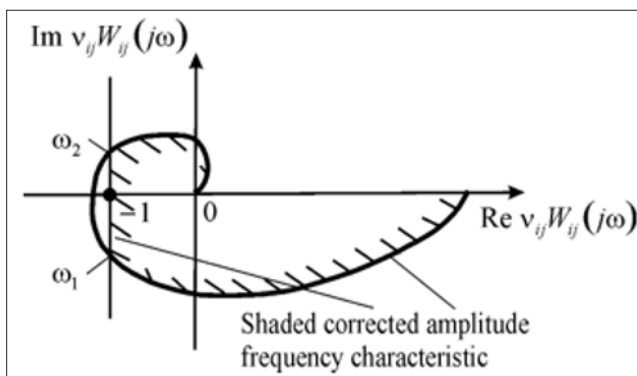


Figure 2: Condition of absolute stability on derivative for control system with piezo actuator for nano robotics.

The condition of the absolute stability on the derivative for the control system with the piezo actuator for nano robotics [2,3,18] on Figure 2 have the form

$$\text{Re } v_{ij} W_{ij}(j\omega) \geq -1$$

We obtained the value of the maximum derivative for the piezo actuator from PZT for longitudinal piezo effect 1nm/V and for transverse piezo effect 0.6nm/V. The parameters of the correction device for the control system is obtained from the condition of the absolute stability on the derivative for control system with piezo actuator.

Conclusion

We received the stationary set of the control system of the hysteresis deformation of the piezo actuator as the segment of the straight line. We used frequency criterion absolute stability system with the condition on the derivative for control system for piezo actuator nano robotics. We obtained the condition of the absolute stability on the derivative for the control system with the piezo actuator for nano robotics.

References

1. Schultz J, Ueda J, Asada H (2017) Cellular actuators. (1st edn), Butterworth-Heinemann Publisher, Oxford, UK, p. 382.
2. Yakubovich VA (2002) Popov’s method and its subsequent development. European Journal of Control 8(3): 200-208.
3. Afonin SM (2006) Absolute stability conditions for a system controlling the deformation of an electro magnetoelastic transducer. Doklady Mathematics 74(3): 943-948.
4. Uchino K (1997) Piezoelectric actuator and ultrasonic motors. Kluwer Academic Publisher, Boston, USA, p. 347.
5. Przybylski J (2015) Static and dynamic analysis of a flex tensional transducer with an axial piezoelectric actuation. Engineering Structures 84: 140-151.
6. Afonin SM (2015) Block diagrams of a multilayer piezoelectric motor for nano- and micro displacements based on the transverse piezoeffect. Journal of Computer and Systems Sciences International 54(3): 424-439.
7. Afonin SM (2008) Structural parametric model of a piezoelectric nano displacement transducer. Doklady Physics 53(3): 137-143.
8. Afonin SM (2006) Solution of the wave equation for the control of an electromagnetic elastic transducer. Doklady Mathematics 73(2): 307-313.
9. Cady W (1946) Piezoelectricity: An introduction to the theory and applications of electromechanical phenomena in crystals. (1st edn), McGraw-Hill Company, New York, USA, p. 806.
10. Mason W (1964) Physical acoustics: Principles and methods. Vol.1. Part A, (1st edn), Academic Press, New York, USA, p. 515.
11. Afonin SM (2006) A generalized structural-parametric model of an electromagnetic elastic converter for nano- and micrometric movement control systems: III. Transformation parametric structural circuits of an electromagnetic elastic converter for nano- and micrometric movement control systems. Journal of Computer and Systems Sciences International 45(2): 317-325.
12. Afonin SM (2016) Decision wave equation and block diagram of electro magnetoelastic actuator nano- and micro displacement for communications systems. International Journal of Information and Communication Sciences 1(2): 22-29.
13. Afonin SM (2015) Structural-parametric model and transfer functions of electro elastic actuator for nano- and micro displacement. In: Parinov IA

- (Ed.), Piezo electrics and nanomaterials: Fundamentals, developments and applications, Nova Science, New York, USA, pp. 225-242.
14. Afonin SM (2017) A structural-parametric model of electro elastic actuator for nano-and micro displacement of mechatronic system. In: Bartul Z, Trenor J (Eds.), Advances in nanotechnology, Nova Science, New York, USA, pp. 259-284.
 15. Afonin SM (2018) Electro magnetoelastic nano-and micro actuators for mechatronic systems. Russian Engineering Research 38(12): 938-944.
 16. Afonin SM (2012) Nano-and micro-scale piezomotors. Russian Engineering Research 32: 519-522.
 17. Afonin SM (2007) Elastic compliances and mechanical and adjusting characteristics of composite piezoelectric transducers. Mechanics of Solids 42(1): 43-49.
 18. Afonin SM (2014) Stability of strain control systems of nano-and micro displacement piezo transducers. Mechanics of Solids 49(2): 196-207.
 19. Afonin SM (2017) Structural-parametric model electro magnetoelastic actuator nano displacement for mechatronics. International Journal of Physics 5(1): 9-15.
 20. Afonin SM (2017) Structural-parametric model of piezoactuator nano-and microdisplacement for nanoscience. AASCIT Journal of Nanoscience 3(3): 12-18.
 21. Afonin SM (2016) Solution wave equation and parametric structural schematic diagrams of electromagnetoelastic actuators nano-and microdisplacement. International Journal of Mathematical Analysis and Applications 3(4): 31-38.
 22. Afonin SM (2018) Structural-parametric model of electro magnetoelastic actuator for nano mechanics. Actuators 7(1): 1-9.
 23. Afonin SM (2016) Structural-parametric models and transfer functions of electro magnetoelastic actuators nano-and microdisplacement for mechatronic systems. International Journal of Theoretical and Applied Mathematics 2(2): 52-59.
 24. Afonin SM (2018) Structural-parametric model of electro elastic actuator for nanotechnology and biotechnology. Journal of Pharmacy and Pharmaceutics 5(1): 8-12.
 25. Afonin SM (2015) Optimal control of a multilayer submicromanipulator with a longitudinal piezo effect. Russian Engineering Research 35(12): 907-910.
 26. Afonin SM (2010) Design static and dynamic characteristics of a piezoelectric nanomicrotransducers. Mechanics of Solids 45(1): 123-132.
 27. Afonin SM (2018) Electromagnetoelastic actuator for nanomechanics. Global Journal of Research in Engineering: A: Mechanical and Mechanics Engineering 18(2): 19-23.
 28. Afonin SM (2018) Multilayer electro magnetoelastic actuator for robotics systems of nanotechnology. Proceedings of the 2018 IEEE Conference EIconRus.
 29. Afonin SM (2019) Structural-parametric model multilayer electromagnetoelastic actuator for nanomechanics. International Journal of Physics 7(2): 50-57.
 30. Afonin SM (2019) Structural-parametric model and diagram of a multilayer electro magnetoelastic actuator for nanomechanics. Actuators 8(3): 1-14.
 31. Afonin SM (2018) Electromagnetoelastic nano-and microactuators for mechatronic systems. Russian Engineering Research 38(12): 938-944.
 32. Afonin SM (2018) Structural-parametric model electroelastic actuator nano-and microdisplacement of mechatronics systems for nanotechnology and ecology research. MOJ Ecology and Environmental Sciences 3(5): 306-309.
 33. Afonin SM (2010) Static and dynamic characteristics of multilayered electromagnetoelastic transducer of nano-and micrometric movements. Journal of Computer and Systems Sciences International 49(1): 73-85.
 34. Afonin SM (2009) Static and dynamic characteristics of a multi-layer electroelastic solid. Mechanics of Solids 44(6): 935-950.
 35. Afonin SM (2018) Electro magneto elastic actuator for nanotechnology and biotechnology. Modern Applications in Pharmacy and Pharmacology 1(2): 1-4.
 36. Afonin SM (2018) A block diagram of electromagnetoelastic actuator nanodisplacement for communications systems. Transactions on Networks and Communications 6(3): 1-9.
 37. Afonin SM (2019) Decision matrix equation and block diagram of multilayer electromagnetoelastic actuator micro and nanodisplacement for communications systems. Transactions on Networks and Communications 7(3): 11-21.
 38. Afonin SM (2020) Structural-parametric model actuator of adaptive optics for composite telescope and astrophysics equipment. Physics and Astronomy International Journal 4(1): 18-21.
 39. Nalwa HS (2004) Encyclopedia of Nanoscience and Nanotechnology. American Scientific Publishers, Los Angeles, USA.

For possible submissions Click below:

[Submit Article](#)