

The Unreasonable Effectiveness of Traditional Information Retrieval in Crash Report Deduplication

Joshua Charles
Campbell
Department of Computing
Science
University of Alberta
Edmonton, Canada
joshua2@ualberta.ca

Eddie Antonio Santos
Department of Computing
Science
University of Alberta
Edmonton, Canada
easantos@ualberta.ca

Abram Hindle
Department of Computing
Science
University of Alberta
Edmonton, Canada
hindle1@ualberta.ca

ABSTRACT

Organizations like Mozilla, Microsoft, and Apple are flooded with thousands of automated crash reports per day. Although crash reports contain valuable information for debugging, there are often too many for developers to examine individually. Therefore, in industry, crash reports are often automatically grouped together in buckets. Ubuntu's repository contains crashes from hundreds of software systems available with Ubuntu. A variety of crash report bucketing methods are evaluated using data collected by Ubuntu's Appport automated crash reporting system. The trade-off between precision and recall of numerous scalable crash deduplication techniques is explored. A set of criteria that a crash deduplication method must meet is presented and several methods that meet these criteria are evaluated on a new dataset. The evaluations presented in this paper show that using off-the-shelf information retrieval techniques, that were not designed to be used with crash reports, outperform other techniques which are specifically designed for the task of crash bucketing at realistic industrial scales. This research indicates that automated crash bucketing still has a lot of room for improvement, especially in terms of identifier tokenization.

CCS Concepts

•Information systems → Near-duplicate and plagiarism detection; •Software and its engineering → Software testing and debugging; Maintaining software;

Keywords

Duplicate Bug Reports, Information Retrieval, Software Engineering, Free/Open Source Software, Automatic Crash Reporting, Contextual Information, Deduplication, Duplicate Crash Report, Call Stack Trace

1. INTRODUCTION

Permission to make digital or hard copies of all or part of this work for personal or classroom use is granted without fee provided that copies are not made or distributed for profit or commercial advantage and that copies bear this notice and the full citation on the first page. Copyrights for components of this work owned by others than the author(s) must be honored. Abstracting with credit is permitted. To copy otherwise, or republish, to post on servers or to redistribute to lists, requires prior specific permission and/or a fee. Request permissions from permissions@acm.org.

MSR'16, May 14-15 2016, Austin, TX, USA

© 2016 Copyright held by the owner/author(s). Publication rights licensed to ACM. ISBN 978-1-4503-4186-8/16/05...\$15.00

DOI: <http://dx.doi.org/10.1145/2901739.2901766>

Ada is a senior software engineer at Lovelace Inc., a large software development company. Lovelace has just shipped the latest version of their software to hundreds of thousands of users. A short while later, as Ada is transitioning her team to other projects, she gets a call from the quality-assurance team (QA) saying that the software she just shipped has a crashing bug affecting two-thirds of all users. Worse yet, Ada and her team can't replicate the crash. What would really be helpful is if every time that crash was encountered by a user, Lovelace would automatically receive a *crash report* [1], with some *context* information about what machine encountered the crash, and a *stack trace* [1] from each thread. Developers consider stack traces to be an indispensable tool for debugging crashed programs—a crash report with even one stack trace will help fix the bug significantly faster than if there were had no stack traces available at all [2].

Luckily for Ada, Lovelace Inc. has gone through the monumental effort of setting up an automated crash reporting system, much like Mozilla's Crash Error Reports [3], Microsoft's WER [4], or Apple's Crash Reporter [5]. Despite the cost associated with setting up such a system, Ada and her team find the reports it provides are invaluable for collecting telemetric crash data [6].

Unfortunately, for an organization as large as Lovelace Inc., with so many users, even a few small bugs can result in an unfathomable amount of crash reports. As an example, in the first week of 2016 alone, Mozilla received 2 189 786 crash reports, or about 217 crashes every minute on average.¹ How many of crash reports are actually relevant to the bug Ada is trying to fix?

The sheer amount of crash reports present in Lovelace's crash reporting system is simply too much for one developer, or even a team of developers, to deal with by hand. Even if Ada spent only one second evaluating a single crash report, she would still only be able to address 1/3 of Lovelace's crash reports received during one day of work. Obviously, an automated system is needed to associate related crash reports together, relevant to this one bug, neatly in one place. All Ada would have to do is to select a few stack traces from this *crash bucket* [4], and get on with debugging her

¹<https://crash-stats.mozilla.com/api/SuperSearch/?date=>\%3d2016-01-01&date=<\%3d2016-01-08> The total number of crashes will slowly increase over time and then eventually drop to zero due to Mozilla's data collection and retention policies.

application. Since this hypothetical bucket has all crash stack traces caused by the same bug, Ada could analyze any number of stack traces and pinpoint exactly where the fault is and how to fix it.

The questions that this paper seeks to answer are:

RQ1: What are effective, industrial-scale methods of crash report bucketing?

RQ2: How can these methods be tuned to increase precision or recall?

This paper will evaluate existing techniques relevant to crash report bucketing, and propose a new technique that attempts to handle this fire hose of crash reports with industrially relevant upper bounds ($O(\log n)$ per report, where n is number of crash reports). In order to validate new techniques some of the many techniques described in the literature are evaluated and compared in this paper. The results of the evaluation shows that techniques based on the standard information retrieval statistic, *term frequency \times inverse document frequency* (tf-idf), do better than others, despite the fact these techniques discard information about what is on the top of the stack and the order of the frames on the stack.

1.1 Contributions

This paper presents PARTYCRASHER, a technique that buckets crash reports. It extends the work done by Lerch and Mezini [7] to the field of crash report deduplication and show that despite its simplicity, it is quite effective. This paper contributes:

1. a criterion for industrial-scale crash report deduplication techniques;
2. replication of some existing methods of deduplication (such as Wang *et al.* [8] and Lerch and Mezini [7]) and evaluations of these methods on open source crash reports, providing evidence of how well each technique performs at crash report bucketing;
3. implementation of these methods in an open source crash bucketing framework;
4. evaluation based on the automated crashes collected by the Ubuntu project's Apport tool, the only such evaluation at the time of writing;
5. a bug report deduplication method that outperforms other methods when contextual information is included along with the stack trace.

1.2 What makes a crash bucketing technique useful for industrial scale crash reports?

The volume, velocity, variety, and veracity (uncertainty) of crash reports makes crash report bucketing a big-data problem. Any solution needs to address concerns of big-data systems especially if it is to provide developers and stakeholders with *value* [9]. Algorithms that run in $O(n^2)$ are unfeasible for the increasingly large amount of crash reports that need to be bucketed. Therefore, an absolute upper-bound of $O(n \log n)$ is chosen for evaluated algorithms.

The methods evaluated in this paper were methods found in the literature, or methods that the authors felt possibly had promise. Methods that were evaluated in this paper were restricted to those that met the following criteria. The criteria were chosen to match the industrial scenario as described in the introduction.

1. Each method must scale to industrial-scale crash report deduplication requirements. Therefore, it must run in $O(n \log n)$ total time. Equivalently, each new, incoming crash must be able to be assigned a bucket in $O(\log n)$ time or better.
2. No method may delay the bucketing of an incoming crash report significantly, so that up-to-date near-real-time crash reports, summaries, and statistics are available to developers at all times. This requires the method to be *online*.
3. No method may require developer intervention once it is in operation, or require developers to manually categorize crashes into buckets. This requires the method to be *unsupervised*.
4. No method may require knowledge of the eventual total number of buckets or any of their properties beforehand. Each method must be able to increase the number of buckets only when crashes associated with new faults arrive due to changes in the software system for which crash reports are being collected. This requires the method to be *non-stationary*.

Several deduplication methods are evaluated in this paper. They can be categorized into two major categories. First, several methods based on selecting pre-defined parts of a stack to generate a *signature* were evaluated. The simplest of these methods is the **1Frame** method, that selects the name of the function on top of the stack as a signature. All crashes that have identical signatures are then assigned to a single bucket, identified by the signature used to create it.

Similarly, signature methods **2Frame** and **3Frame** concatenate the names of the two or three functions on top of the stack to produce a signature. **1Addr** selects the address of the function on top of the stack to generate a signature rather than the function name. **1File** selects the name of the source file in which the function on top of the stack is defined to generate a signature, and **1Mod** selects either the name of the file or the name of the library, depending on which is available. Figure 1 shows an example stack trace and how the various signatures are extracted from it using these methods. All of the signature-based methods, as implemented, run in $O(n \log n)$ total time or $O(\log n)$ amortized time.

The second category of methods are those based on tf-idf [10] and inverted indices, as implemented by the off-the-shelf information-retrieval software ElasticSearch 1.6 [11]. tf-idf is a way to normalize a *token* based on both on its occurrence in a particular document (in our case, crash reports), and inversely proportional to its appearance in all documents. That means that common tokens that appear frequently in nearly *all* crash reports have little discriminative power compared to tokens that appear quite frequently in a small set of crash reports.

1.3 Background

Of course, the idea of crash bucketing is not new; Mozilla's system performs bucketing [12, 6], as does WER [4]. Many approaches make the assumption that two crash reports are similar if their stack traces are similar. Consequently, researchers [13, 14, 15, 16, 4, 12, 17, 8, 7, 18] have proposed various methods of finding similar stack traces, crash report

```

#1 0x00002b344498a150 in CairoOutputDev::setDefaultCTM () from /usr/lib/libpoppler-glib.so.1
#2 0x00002b344ae2cef0 in TextSelectionPainter::TextSelectionPainter () from /usr/lib/libpoppler.so.1
#3 0x00002b344ae2cff0 in TextPage::drawSelection () from /usr/lib/libpoppler.so.1
#4 0x00002b344498684a in poppler_page_render_selection () from /usr/lib/libpoppler-glib.so.1

```

Method	Signature
1Frame	CairoOutputDevsetDefaultCTM
2Frame	CairoOutputDev::setDefaultCTM TextSelectionPainter::TextSelectionPainter
3Frame	CairoOutputDev::setDefaultCTM TextSelectionPainter::TextSelectionPainter TextPage::drawSelection
1Addr	0x00002b344498a150
1File	No Signature (no source file name given in the stack)
1Mod	/usr/lib/libpoppler-glib.so.1
Method	Tokenization
Lerch	<code>0x00002b344498a150</code> <code>cairooutputdev</code> <code>setDefaultctm</code> <code>from</code> <code>libpoppler</code> <code>glib</code>
Space	<code>#1</code> <code>0x00002b344498a150</code> <code>in</code> <code>CairoOutputDev::setDefaultCTM</code> <code>()</code> <code>from</code> <code>/usr/lib/libpoppler-glib.so.1</code>
Camel	<code>[1]</code> <code>[0]</code> <code>[x]</code> <code>00002</code> <code>[b]</code> <code>344498</code> <code>[a]</code> <code>[150]</code> <code>in</code> <code>Cairo</code> <code>Output</code> <code>Dev</code> <code>set</code> <code>Default</code> <code>CTM</code> <code>from</code> <code>usr</code> <code>lib</code> <code>libpoppler</code> <code>glib</code> <code>so</code> <code>[1]</code>

Figure 1: An example stack trace (top), its various signatures (middle), and various tokenizations of the top line of the trace (bottom).

similarity, crash report deduplication, and crash report bucketing. In order to motivate the evaluation and design choices it is necessary to look at what already has been proposed.

Empirical evidence suggests that a function responsible for crash is often at or near the top of the crash stack trace [13, 2, 18]. As such, many bucketing heuristics employ higher weighting for grouping functions near the top of the stack [15, 4, 8]. Many of these methods are similar to or extensions of the `1Frame` method, that assumes that the function name on the top of the stack is the most (or only) important piece of information for crash bucketing. However, at least one study refutes the effectiveness of truncating the stack trace [7]. The most influential discriminative factors seem to be function name [7] and module name [16, 4].

Lerch and Mezini [7] did not directly address crash report bucketing; they addressed *bug report* deduplication through stack trace similarity. They deduplicated bug reports that included stack traces by comparing the traces with `tf-idf`, which is usually applied to natural language text. Although crash bucketing was implicit in this approach to bug-report-deduplication, the authors did not compare this technique against the other crash report deduplication techniques. Unlike the signature-based methods, `tf-idf`-based methods do not consider the order that frames appear on the stack. A function at the top of the stack is treated identically to a function at the bottom of the stack.

This paper applies and evaluates Lerch and Mezini [7]’s method of bug report deduplication to crash report deduplication, both excluding *contextual* data from the crash report as suggested by Lerch and Mezini [7] and including it. These methods are listed in the evaluation section as the `Lerch` method and the `LerchC` method, respectively. The automated crash reporting tools collected contextual data at the same time as the crash stack trace. This paper also evaluates variants of the `Lerch` and `LerchC` methods. `Space`, `SpaceC`, `Camel`, and `CamelC` were created for this evaluation based on tokenization techniques described by [11] and by including or excluding contextual information available in the crash reports. The variants replace the tokenization pattern used in `Lerch` and `LerchC` with a different tokenization pattern. The name specifies the kind of tokenization—`Space` splits on whitespace only; `Camel` splits intelligently on `CamelCased` Components. If the name is followed by a `C`, the evaluation included the entire context of the stack trace along with the

stack trace itself. Figure 1 shows how each method tokenizes a sample stack frame.

Modani *et al.* [15] provide two techniques to improve performance of the various other algorithms. These techniques are inverted indexing and *top-k* indexing, both of which are evaluated in this paper. Inverted indexing is employed to improve the performance of all of the `tf-idf`-based methods including `Lerch` and `LerchC` (however Modani *et al.* did not use `tf-idf` in their evaluation). The implementation is provided by `ElasticSearch 1.6` [11]’s indexing system. *Top-k* indexing is employed to evaluate all of the methods that use the top portions of stacks, including `1Frame`, `2Frame`, `3Frame`, `1File`, etc.

1.4 Methods Not Appearing In This Report

Mozilla’s deduplication technique, at the time of writing, as it is implemented in `Socorro` [19] requires a large number of hand-written regular expressions to select, ignore, skip, or summarize various parts of the crash report. These must be maintained over time by Mozilla developers and volunteers in order to stay relevant to crashes as versions of Firefox are released. This technique typically uses one to three of the frames of the stack and likely has similar performance to `1Frame`, `2Frame`, and `3Frame`. Furthermore, the techniques employed by Mozilla are extremely specific to their major product, Firefox, while the evaluation dataset contains crashes from 616 other systems.

In 2005, Brodie *et al.* [13] presented an approach that normalizes the call stack to remove non-discriminative functions as well as flattening recursive functions, and compares stacks using weighted edit distance. Since pairwise stack matching would be infeasible on large data sets—having a minimum worst case run-time of $O(n^2)$ —they index a hash of the top *k* function names at the top of the stack and use a `B+Tree` look-up data structure. Several approaches since have used some stack similarity metric, and found that the most discriminative power is in the top-most stack frames—*i.e.*, the functions that are *closer* to the crash point.

Liu and Han [14] grouped crashes together if they suggest the same fault location. The fault locations were found using a statistical debugging tool called `SOBER` [20], that, trained on failing and passing *execution traces* (based on instrumenting Boolean predicates in code [21]), returns a ranked list of possible fault locations. Methods involving full instrumentation [14] or static call graph analysis [18] are also deemed

unfeasible, as they are not easy to incorporate into already existing software, and often incur pairwise comparisons to bucket regardless of instrumentation cost. Methods that already assume buckets such as Kim *et al.* [22] and Wu *et al.* [18] are disregarded as well.

Modani *et al.* [15] propose several algorithms. The first algorithm employs edit distance, requiring $O(n^2)$ total time. The second and third algorithms are similar, employing longest common subsequences and longest common prefixes, respectively. The longest common subsequence problem is, in general, NP-hard in the number of sequences (corresponding to crashes for the purposes of this evaluation). The longest common prefix algorithm can be implemented sufficiently efficiently for the purposes of this evaluation, but was not evaluated here because it must produce at least as many buckets as the **1Frame** algorithm, that already creates too many buckets. Thus no Modani *et al.* [15] comparison algorithms were used.

Bartz *et al.* [16] also used edit distance on the stack trace, but a weighted variant with weights learned from training data. Consequently, they were able to consider other data in the crash report aside from the stack trace. The weights learned suggested some interesting findings: substituting a module in a call stack resulted in a much higher distance; as well, the call stack edit distance was found to be the highest-weighted factor, despite the consideration of other crash report data, confirming the intuition in the literature of the stack trace’s importance.

The methods based on edit distance—*viz.*, Brodie *et al.* [13], Modani *et al.* [15], Bartz *et al.* [16]—are disqualified due to their requirement of pairwise comparisons between stack traces, with an upper-bound of $O(n^2)$.

Schröter *et al.* [2] empirically studied developers’ use of stack traces in debugging and found that bugs are more likely to be fixed in the top 10 frames of their respective crash stack trace, further confirming the surprising significance of the top- k stack frames in crash report bucketing, which is also corroborated more recently by Wu *et al.* [18].

The method described in Dhaliwal *et al.* [12] is not included in the evaluation because it first subdivides buckets produced by the **1Frame** deduplication method, and requires $O(|B|^2)$ total time to run, where $|B|$ is the number of buckets. Its use of the **1Frame** method already produces a factor of 1.67 times too many buckets. Despite the optimization in Dhaliwal *et al.* [12] that attempts to avoid $O(n^2)$ behaviour, it has $O(|B|^2)$ behaviour. Since the number of buckets increases over time, though at a slower rate, this method will eventually become computationally unfeasible if old data is not discarded.

Dang *et al.* [17] created a model that places more weight on stack frames closer to the top of the stack, and favours stacks whose matched functions are similarly spaced from each other. This technique suffers from a proposed $O(n^3)$ clustering algorithm.

Wang *et al.* [8] created three “rules” for finding correlations between crash stack traces: rule 1 correlates the method signature found in one stack trace to be contained in the other; rule 2 correlates stack traces if the source file name on the top frame of the stacks are the same; rule 3 finds *closed ordered subsets* of file names that are found in the stack traces. It weighs these subsets by the relative frequency of finding this ordered subset in a bucket. The only method from Wang *et al.* [8] directly evaluated in this pa-

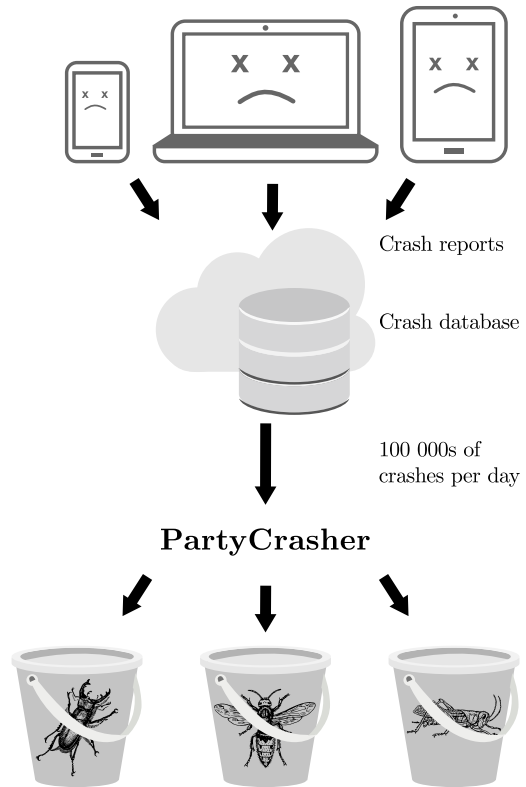


Figure 2: PartyCrasher within a development context

per is the method of comparing file names at the top of the stack, as **1Frame**.

Thus, there are many approaches for bucketing crash reports and crash report similarity, but some are less realistic or industrially applicable than others. Any new work in the field must attempt to compare itself against some of the prior techniques such as Lerch and Mezini [7].

2. METHODOLOGY

First, the requirements for an industrial-scale automated crash deduplication system were characterized by looking at systems that are currently in use. Then, a variety of methods from the existing literature were evaluated for applicability to the task of automated crash report deduplication. Several methods that met the requirements were selected. A general purpose Python framework in which any of the selected deduplication methods could be supported and evaluated was developed, and then used to evaluate all of the methods by simulating the process of automated crash reports arriving over time. Additionally, a dataset that could be used as a gold set to judge the performance of such methods was obtained. The dataset was then filtered to include only crash reports that had been deduplicated by human developers and volunteers.

Various approaches of automatic crash report categorization (the exact problem that Ada is tasked with solving) is simulated. First, a crash report arrives with no information other than what was gathered by the automated reporting mechanisms on the user’s machine. This report might include a description written by the user of what they were


```

Binary package hint: evolution-exchange

I just start Evolution, wait about 2 minutes, and then evolution-exchange crashed

ProblemType: Crash
Architecture: i386
CrashCounter: 1
Date: Tue Jul 17 10:09:50 2007
DistroRelease: Ubuntu 7.10
ExecutablePath: /usr/lib/evolution/2.12/evolution-exchange-storage
NonfreeKernelModules: vmnet vmmon
Package: evolution-exchange 2.11.5-0ubuntu1
PackageArchitecture: i386
ProcCmdline: /usr/lib/evolution/2.12/evolution-exchange-storage --oaf-activate-i
ProcCwd: /
ProcEnviron:
PATH=/usr/local/sbin:/usr/local/bin:/usr/sbin:/usr/bin:/sbin:/bin:/usr/games
LANG=en_US.UTF-8
SHELL=/bin/bash
Signal: 11
SourcePackage: evolution-exchange
Title: evolution-exchange-storage crashed with SIGSEGV in soup_connection_discon
Uname: Linux encahl 2.6.20-15-generic #2 SMP Sun Apr 15 07:36:31 UTC 2007 i686 G
UserGroups: adm admin audio cdrom dialout dip floppy kqemu lpadmin netdev plugdev

#0 0xb71e8d92 in soup_connection_disconnect () from /usr/lib/libsoup-2.2.so.8
#1 0xb71e8dfd in ?? () from /usr/lib/libsoup-2.2.so.8
#2 0x080e5a48 in ?? ()
#3 0xb6eaf678 in ?? () from /usr/lib/libgobject-2.0.so.0
#4 0xbf4613e8 in ?? ()
#5 0xb6e8b179 in g_cclosure_marshall_VOID__VOID ()
    from /usr/lib/libgobject-2.0.so.0
Backtrace stopped: frame did not save the PC

```

Figure 3: An example crash report, including stack.

doing when the crash occurred. Figure 3 is an example of one of the crash reports used in the evaluation with a user-submitted description on the second line, metadata in the middle, and a stack trace on the bottom.

2.1 Mining Crash Reports

The first step in the evaluation procedure is mining of crash reports from Ubuntu’s bug repository, Launchpad [23]. This was done using a modified version of Bicho [24], a software repository mining tool.² Over the course of one month, Bicho was able to retrieve 126 609 issues from Launchpad, including 80 478 stack traces in 44 465 issues. Some issues contain more than one stack trace. For issues that contained more than one stack trace, the first stack trace posted to that issue was selected, yielding 44 465 issues with crash reports and stack traces. The first stack trace is selected because it is the one that arrives with the automated crash report, generated by the instrumentation on the user’s machine.

Ubuntu crash reports were used for the evaluation because they are automatically generated and submitted but many of them have been manually deduplicated by Ubuntu developers and volunteers. Other data sources, such as Mozilla’s Crash Reports have already been deduplicated by Mozilla’s own automated system, not by humans.

Next, the issues were put into groups based on whether they were marked as duplicates of another issue, resulting in 30 664 groups of issues. These groups are referred to as “issue buckets” for the remainder of the paper, to prevent confounding with groups of crash reports, that will be referred to as “crash buckets.” This dataset is available.³

2.1.1 Stack Trace Extraction

Each issue and stack trace obtained from Ubuntu is formatted as plain text, as shown in Figure 3. They were then parsed into JSON-formatted data with individual fields for each item, such as address, function name, and which library the function came from. Unfortunately, this formatting is

²<https://github.com/orezpraw/Bicho/>

³<https://archive.org/details/bugkets-2016-01-30>

not always consistent and may be unusable. For example, some stack traces contain unintelligible binary data in place of the function name. This could be caused by memory corruption when the stack trace was captured. 2216 crash reports and stack traces were thrown out because their formatting could not be parsed, leaving 41 708 crash reports with stack traces.

2.1.2 Crash Report and Stack Trace Data

Issues were then filtered to only those that had been deduplicated by Ubuntu developers and other volunteers, yielding 15 293 issues with 15 293 stack traces in 3 824 issue buckets. These crash reports were submitted to Launchpad by the Apport tool.⁴ They were collected over a one month period. Because Launchpad places restrictions on how often the Launchpad API can be used to request data, and each crash report required multiple requests, it required over 20 seconds to download each issue. The crash reports used in the evaluation span 617 different source packages, each of which represents a software system. The only commonalities between them are that they are all written in C, C++, or other languages that compile to binaries debuggable by a C debugger, and that they are installed and used on Ubuntu. The most frequently reported software system is Gnome⁵, which has 2 154 crash reports with stack traces. This dataset is large, comprehensive and covers a wide variety of projects.

2.2 Crash Bucket Brigade

In order to simulate the timely nature of the data, each report is added to a simulated crash report repository *one at a time*. This is done so that no method can access data “from the future” to choose a bucket to assign a crash report to. It is first assigned a bucket based on the crashes and buckets already in the simulated repository, then it is added to the repository as a member of that bucket.

2.3 Deciding when a Crash is not Like the Others

For methods based on Lerch and Mezini, there is a threshold value, T , that determines how often, and when, an incoming crash report is assigned to a new bucket. A specific value for T was not described by Lerch and Mezini, so a range of different values from 1.0 to 10.0 were evaluated. Higher values of T will cause the algorithm to create new buckets more often.

The threshold value applies to the *score* produced by the Lucene search engine inside Elasticsearch 1.6 [11]. Details of this tf-idf based scoring method are described within the Elasticsearch documentation.⁶ The scoring algorithm is based on tf-idf, but contains a few minor adjustments intended to make scores returned from different queries more comparable.

2.4 Implementation

The complete implementation of the evaluation presented in this paper is available in the open-source software PARTY-CRASHER.⁷ The implementation includes every deduplication method we claimed to evaluate above, a general-purpose

⁴<https://launchpad.net/apport>

⁵<https://www.gnome.org/>

⁶<https://www.elastic.co/guide/en/elasticsearch/guide/1.x/practical-scoring-function.html>

⁷<https://github.com/naturalness/partycrasher>

deduplication framework, the programs used to mine and filter the data used for the evaluation, the programs that produced the evaluation results, the raw evaluation results, and the scripts used to plot them.

2.5 Evaluation Metrics

Two families of evaluation metrics were used. These are the *BCubed* precision, recall, and F_1 -score, and the purity, inverse purity, and F_1 -score. Both are suitable for characterizing the performance of online non-stationary clustering algorithms by comparing the clusters that evolve over time to clusters created by hand. A comparison of *BCubed* and purity, along with several other metrics, and an argument for the advantages of *BCubed* over purity is provided in Amigó *et al.* [25]. The mathematical formulae for both metrics can be found in Amigó *et al.* [25]. However, purity also has an advantage over *BCubed*: specifically that it does not require $O(n^2)$ total time to compute whereas *BCubed* does.

If a method has a high *BCubed* precision, this means that there would be less chance of a developer finding unrelated crashes in the same bucket. This is important to prevent crashes caused by two unrelated bugs from sharing a bucket, possibly causing one bug to go unnoticed since usually a developer would not examine all of the crashes in a single bucket.

If a method has a high *BCubed* recall, this means that there would be less chance of all the crashes caused by a single bug to become separated into multiple buckets. Reducing the scattering of a single bug across multiple buckets is important as scattering interferes with statistics about frequently experienced bugs.

In contrast, purity and inverse purity focus on finding the bucket in the experimental results that most closely matches the bucket in the gold set. Then the overlap between the two closest matching buckets is used to compute the purity and inverse purity metrics, with high purity indicating that most of the items in a bucket produced by one of the methods evaluated are also in the matching bucket in the gold set. High recall indicates that most of the items in a bucket from the gold set are found in the matching bucket produced by the method being evaluated.

The purity method does not, however, completely reflect the goals of the evaluation. Purity and inverse purity do not capture anything besides the overlap between the two buckets that overlap the most. So, if a method creates a bucket that is 51% composed of crashes from a single bug, the other 49% doesn't matter. That 49% could come from a different bug, or 200 different bugs, but the purity would be the same value. It is included in this evaluation for completeness, since it was used by Dang *et al.* [17].

Both metrics can be combined into F-scores. In this evaluation, F_1 -scores were used, placing equal weight on precision and recall (or purity and inverse purity.)

BCubed and purity can be used with the gold set, hand-made buckets that are available from Ubuntu's Launchpad [23] bug tracking system. Ubuntu developers and volunteers have manually marked many of the bugs in their bug tracker as duplicates. Furthermore, many of the bugs in the bug tracker are automatically filed by Ubuntu's automated crash reporting system, Apport. This evaluation uses only bugs that were both automatically filed by Apport and manually marked as duplicates of at least one other bug. The dataset

is biased to the distribution of crashes that are bucketed, which might be different than crashes that are not. Conversely, this prevents the evaluation dataset from containing any crashes that have not yet evaluated by an Ubuntu developer or volunteer.

3. RESULTS

After extracting crash reports from Launchpad, and implementing various crash report bucketing algorithms, the performance of these algorithms on the Launchpad gold set was evaluated. Evaluation is multifaceted as in most information retrieval studies since the importance of either precision or recall are tuneable.

3.1 *BCubed* and Purity

Evaluation of the performance of bucketing algorithms is performed with *BCubed* and purity metrics. Figure 4 shows the performance of a variety of deduplication methods evaluated against the entire gold set of deduplicated crash reports. The `1File` and `1Addr` methods have the most precision, while `LerchC` has the most recall. F_1 -score is dominated by `CamelC` and `Lerch`. As in the results of Lerch and Mezini [7], using only the stacks outperforms using the stack plus its metadata and contextual information in terms of F_1 -score. For the `CamelC`, `Lerch`, and `LerchC` simulations, a threshold of $T = 4.0$ was used.

Amigó *et al.* [25] observed differences in *BCubed* and purity metrics. Their observation was tested empirically by the evaluation. In Figure 4, *BCubed* and purity showed similar results. The best and worst methods in terms of *BCubed* precision are the same as the best and worst methods in terms of purity; the same holds true for *BCubed* recall and inverse purity, and *BCubed* F_1 -score and purity F_1 -score. However, some of the methods with intermediate performance are much closer together in purity F_1 -score than they are in *BCubed* F_1 -score.

Figure 4 also shows that in general, if a method has a higher precision or purity, it also has a lower recall and inverse purity. For example, `3Frame` has a higher precision than `2Frame`, having a higher precision than `1Frame`, but `1Frame` has a higher recall than `2Frame` and `3Frame`.

The `CamelC` crash bucketing method employs: `tf-idf`; a tokenizer that attempts to break up identifiers such as variable names into their component words; and the entire context of the crash report including all fields reported in addition to the stack. It outperforms other bucketing methods evaluated.

3.2 Bucketing Effectiveness

Figure 5 shows the number of buckets created by a variety of deduplication methods. The number of issue buckets extracted from the Ubuntu Launchpad gold set is plotted as the line labelled `Ubuntu`. The method that created a number of buckets most similar to the number mined from the Ubuntu Launchpad gold set was `LerchC`. For the `Lerch` and `LerchC` simulations, a threshold of $T = 4.0$ was used.

Figure 6 shows the performance of the `Lerch` method when used with a variety of different new-bucket thresholds, T . Figure 7 shows the number of buckets created by the same method with those same thresholds. Since Lerch and Mezini [7] did not specify what threshold they used, this evaluation explored a range of thresholds. It can be seen from the plots that the relative performance of T thresholds, in

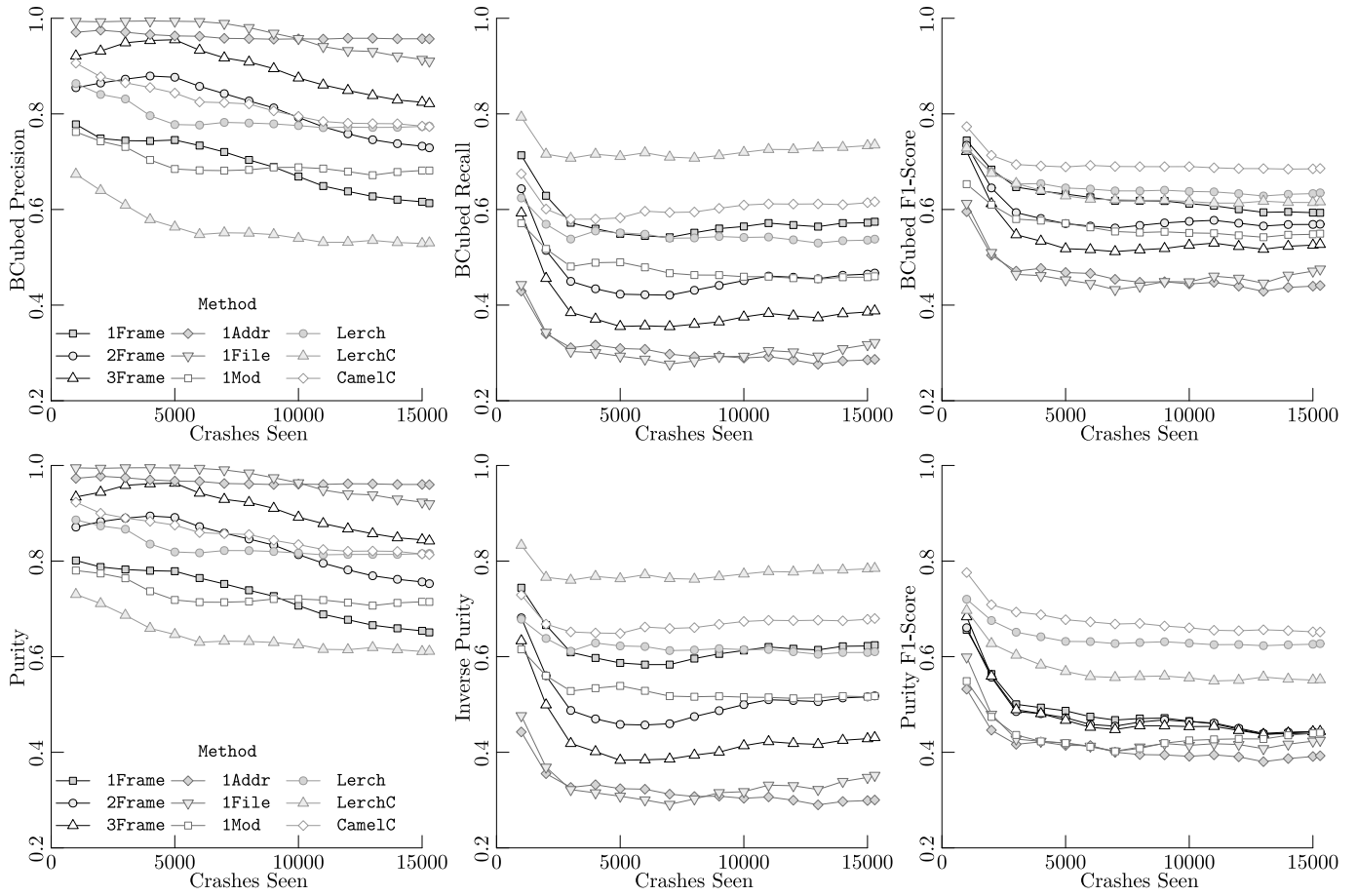


Figure 4: BCubed (top) and Purity-metric (bottom) scores for various methods of crash report deduplication.

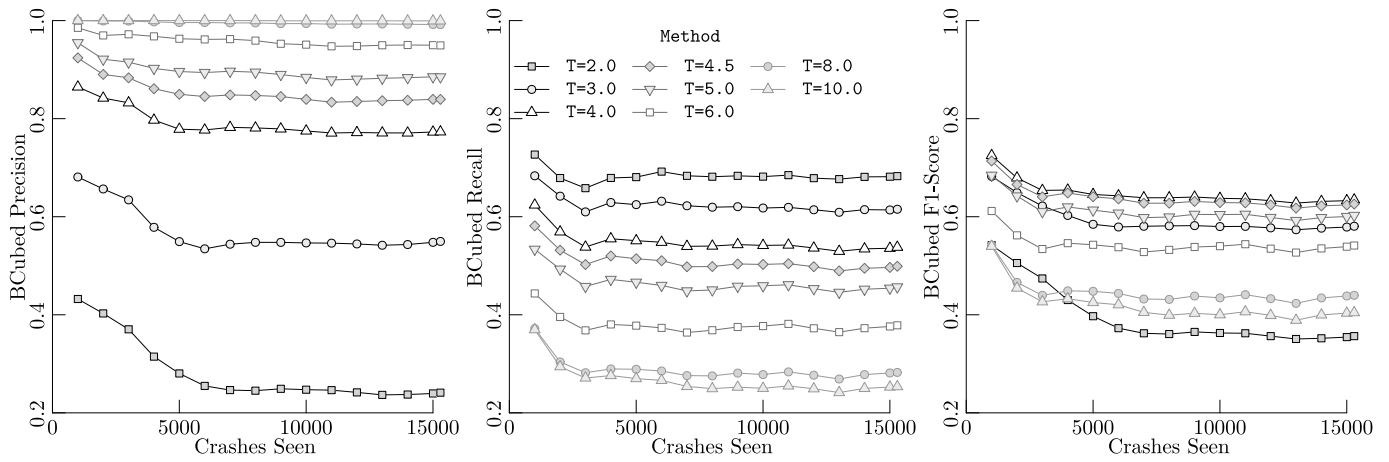


Figure 6: BCubed scores for the Lerch method of crash report deduplication at various new-bucket thresholds T .

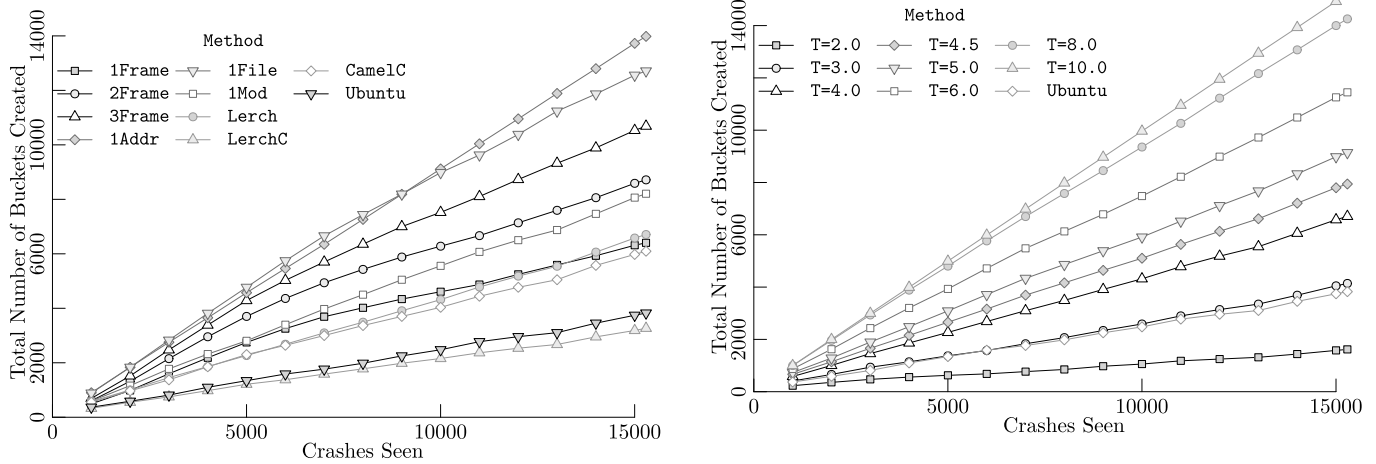


Figure 5: Number of buckets created as a function of number of crashes seen. The line labelled Ubuntu indicates the number of groups crashes that were marked as duplicates of each other by Ubuntu developers or volunteers.

Figure 7: Number of buckets created as a function of number of crashes seen for the Lerch method of crash report deduplication at various new-bucket thresholds T . The line labelled Ubuntu indicates the number of groups crashes that were marked as duplicates of each other by Ubuntu developers or volunteers.

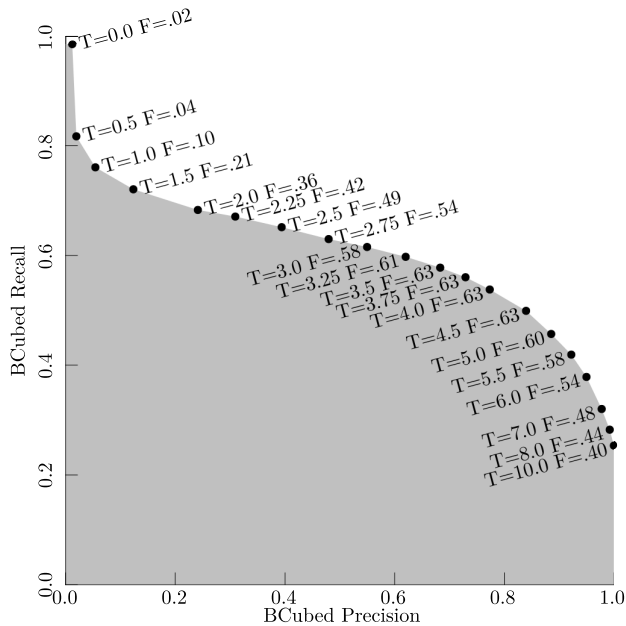


Figure 8: Precision/Recall plot showing the trade-off between BCubed precision and recall as the new-bucket threshold T is adjusted. BCubed F_1 -score is also listed in the plot.

terms of BCubed precision, BCubed recall, and BCubed F_1 -score, becomes apparent after only 5000 crash reports. In practice, the authors of this paper suggest that developers using this system start with a middle F_1 -score of around $T = 4.0$ and adjust it as they use the system, rather than systematically examining thousands of crash reports.

It is possible for developers using this system to create multiple sets of buckets with different thresholds. This can be done efficiently as the crash reports are received, and would allow developers to choose a threshold at any time without re-bucketing. The implementation only requires a single query and can produce multiple buckets for each incoming crash report, since the threshold is applied after results from ElasticSearch are retrieved.

For all the results that do not specify a value for T , $T = 4.0$ was used. The highest F_1 -score was observed at $T = 4.0$ after only processing 5000 bugs with a variety of different thresholds. For **Lerch**, a threshold of $3.5 < T < 4.5$ had the highest performance.

As shown in figure 8, $T = 4.0$ still has the highest F_1 -score after every crash was processed. Furthermore, other values of T near 4.0 have the same F_1 -score, including the range $3.5 \leq T \leq 4.5$. Figure 8 also shows how the threshold can be tuned to create a trade-off between precision and recall. Setting a threshold of 0.0 is similar to instructing the system to put all of the crashes into a single bucket. This would be the correct choice if developers were satisfied with the explanation that all of those crashes were created by a single bug. In that case the bug would likely be filed as an issue titled, “Programs on Ubuntu Crash.” The fact that setting the threshold to 0.0 does not result in recall quite at 1.0 is an artifact of optimizations employed in ElasticSearch, specifically ElasticSearch’s inverted index.

Conversely, setting the threshold to 10.0 results in every crash being assigned to its own bucket, and therefore a perfect precision of 1.0. This would be the correct choice if developers considered every individual crash to be a distinct bug because the exact state of the computer was at least somewhat different during each crash. It might be more desirable to tune the value of T by using direct developer feedback rather than the technique employed here, comparing against an existing dataset. Instead of using data, one could ask developers if they had seen too many crashes caused by unrelated bugs in a single bucket recently. If they had, then T should be increased. Or, T should be decreased if developers see multiple buckets that seemed to be focused on crashes caused by the same bug.

3.3 Tokenization

Threshold is not the only way that a trade-off between precision and recall can be made. A variety of methods were tested that use the ElasticSearch/Lucene tf-idf-based search from Lerch and Mezini [7], but do not follow their tokenization strategy. The performance of several tokenization strategies is shown in Figure 9. As in other cases, the methods with high precision had low recall, and the methods with high recall had low precision. All methods shown in Figure 9 used a threshold of $T = 4.0$.

The **Space** method is obtained by replacing the tokenization strategy in **Lerch** with one that splits words on whitespace only, such that it does not discard any tokens regardless of how short they are, and does not lowercase every letter in the input. The **Space** method performs worse than **Lerch**. However, when both stack traces and context are used, the **SpaceC** method, performance improves slightly. This is the opposite behaviour of **Lerch**. Adding context (**LerchC**) causes performance to decrease slightly. A third tokenization strategy, **Camel** was evaluated. **Camel** attempts to break words that are written in CamelCase into their component words, using a method provided in the ElasticSearch documentation.⁸ This strategy had the worst performance of the three, until it was used with context included, called **CamelC**. The addition of context allowed **CamelC** to outperform every other method evaluated in this paper.

The worst-performing tokenization evaluated, **1Addr**, was also the method that produced the largest number of buckets. However, tuning methods to match the number of buckets in the gold set without concern for performance did not result in higher performance. **Lerch** with $T = 3.0$ and **SpaceC** with $T = 4.0$ were not the best-performing threshold or method, but both produced almost the same number of buckets as the gold set.

3.4 Runtime Performance

The current implementation of **PARTYCRASHER** requires only 45 minutes to bucket and ingest 15 293 crashes, using the slowest algorithm, **CamelC**, on a Intel(R) Core(TM) i7-3770K CPU @ 3.50GHz machine with 32GiB of RAM and a Hitachi HDS723020BLE640 7200 RPM hard drive. Performance depends mainly on disk throughput, latency and RAM available for caching; ElasticSearch recommends using only solid-state drives. This works out to 335 crashes per minute, meeting the performance goal of 217 crashes per minute based on crash-stats from Mozilla.

⁸<https://github.com/elastic/elasticsearch/blob/1.6/docs/reference/analysis/analyzers/pattern-analyzer.asciidoc>

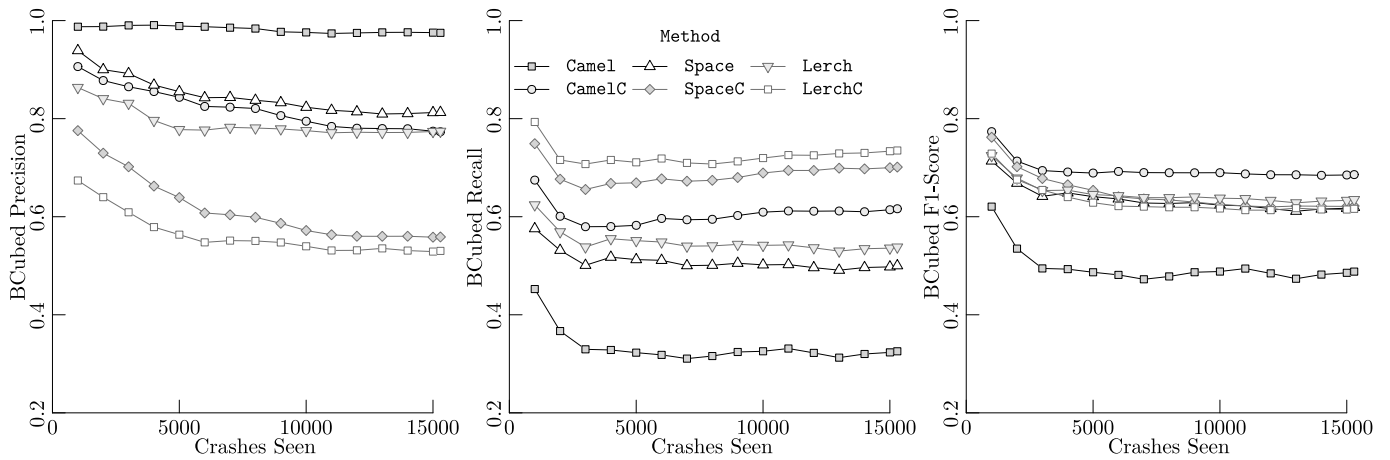


Figure 9: BCubed scores for the Lerch method of crash report deduplication with Lerch’s tokenization technique replaced by a variety of other techniques.

4. DISCUSSION

4.1 Threats to Validity

Results are dependent on the gold set—a manual classification of crash report by Ubuntu volunteers. The results may be biased due to the exclusive use of known duplicate crashes; the known and classified duplicates may not be representative of all crash reports. If any of these methods with tunable parameters are deployed, the parameters should be tuned based on feedback from people working with the crash buckets, not just the gold set.

Since the evaluation only used data from open source software, it is unknown if our results are applicable to closed-source domains. Only stacks that originate from C and C++ projects have been evaluated; it is possible that other languages, compilers, and their runtimes have different characteristics in how they form stack traces. However, these results are corroborated by studies that examined Java exclusively [8, 7].

4.2 Future Work

The results presented indicate that improvements could be made to tf-idf-based-crash deduplication methods. For instance, a technique based on tf-idf that also incorporates information about the order of frames on the stack would likely outperform many of the presented methods.

The tokenization techniques evaluated in this paper are extremely primitive. They are merely regular expressions that break up words based on certain types of characters such as spaces, symbols, uppercase letters, lowercase letters and numbers. Advanced tokenization techniques, such as the ones found in Guerrouj *et al.* [26] and Hill *et al.* [27], would likely outperform the basic techniques that have been evaluated in this paper.

It would be valuable to measure the effectiveness of using the buckets produced by the CamelC technique as input to other methods, such as those that perform bug triaging [28] and crash localization [18].

5. CONCLUSION

The results in this paper indicate that off-the-shelf tf-idf-based information retrieval tools can bucket crash reports in a completely unsupervised, large-scale setting when compared to a variety of other previously proposed algorithms. Based on these results, a developer, such as Ada, should choose a tf-idf-based crash deduplication method with tokenization that fits their dataset, and intermediate new-bucket threshold. They should update this threshold based on feedback from developers, volunteers, or employees that work with the stack traces directly. A tf-idf approach that used the entire crash report and stack trace, tokenized using camel-case had the best F₁-score on the Ubuntu Launchpad crash reports used in this work. In addition, there is a lot of room for improvements to these techniques. This conclusion is surprising in light of the fact that the tf-idf-based techniques evaluated disregard information that is often considered to be essential to stack traces, such as the order of the frames in the stack.

Finally the research questions can be answered:

- RQ1:** tf-idf-based methods are effective, industrial-scale methods of crash report bucketing.
RQ2: New-bucket thresholds and tokenization strategies can be tuned to increase precision and recall.

Acknowledgements

The authors would like to thank the Mozilla foundation, especially Robert Helmer, Adrian Gaudebert, Peter Bengtsson and Chris Lonnen for their help, and for making Mozilla’s massive collection of stack reports open and publicly available. Additionally, the authors would like to thank the Ubuntu project and all of its developers who manually deduplicated bug reports that were submitted with crash reports. Funding for this research was provided by MITACS Accelerate with BioWare™, an Electronic Arts Inc. studio.

6. REFERENCES

- [1] H. Seo and S. Kim, "Predicting Recurring Crash Stacks," in *Proceedings of the 27th IEEE/ACM International Conference on Automated Software Engineering*, ser. ASE 2012. ACM, pp. 180–189. [Online]. Available: <http://doi.acm.org/10.1145/2351676.2351702>
- [2] A. Schröter, N. Bettenburg, and R. Premraj, "Do stack traces help developers fix bugs?" in *2010 7th IEEE Working Conference on Mining Software Repositories (MSR)*, pp. 118–121.
- [3] Mozilla Corporation. Mozilla Crash Reports. [Online]. Available: <http://crash-stats.mozilla.com>
- [4] K. Glerum, K. Kinshumann, S. Greenberg, G. Aul, V. Orgovan, G. Nichols, D. Grant, G. Loihle, and G. Hunt, "Debugging in the (Very) Large: Ten Years of Implementation and Experience," in *Proceedings of the ACM SIGOPS 22Nd Symposium on Operating Systems Principles*, ser. SOSP '09. ACM, pp. 103–116. [Online]. Available: <http://doi.acm.org/10.1145/1629575.1629586>
- [5] Technical Note TN2123: CrashReporter. [Online]. Available: <https://developer.apple.com/library/mac/technotes/tn2004/tn2123.html>
- [6] I. Ahmed, N. Mohan, and C. Jensen, "The Impact of Automatic Crash Reports on Bug Triaging and Development in Mozilla," in *Proceedings of The International Symposium on Open Collaboration*, ser. OpenSym '14. ACM, pp. 1:1–1:8. [Online]. Available: <http://doi.acm.org/10.1145/2641580.2641585>
- [7] J. Lerch and M. Mezini, "Finding Duplicates of Your Yet Unwritten Bug Report," in *2013 17th European Conference on Software Maintenance and Reengineering (CSMR)*, pp. 69–78.
- [8] S. Wang, F. Khomh, and Y. Zou, "Improving bug localization using correlations in crash reports," in *2013 10th IEEE Working Conference on Mining Software Repositories (MSR)*, pp. 247–256.
- [9] B. Marr, "Why only one of the 5 vs of big data really matters," <http://www.ibmbigdatahub.com/blog/why-only-one-5-vs-big-data-really-matters>, March 2015.
- [10] G. Salton and M. J. McGill, *Introduction to modern information retrieval*, ser. McGraw-Hill computer science series. McGraw-Hill.
- [11] Elasticsearch BV. Elasticsearch. [Online]. Available: <https://www.elastic.co/products/elasticsearch>
- [12] T. Dhaliwal, F. Khomh, and Y. Zou, "Classifying field crash reports for fixing bugs: A case study of Mozilla Firefox," in *2011 27th IEEE International Conference on Software Maintenance (ICSM)*, pp. 333–342.
- [13] M. Brodie, S. Ma, G. Lohman, L. Mignet, M. Wilding, J. Champlin, and P. Sohn, "Quickly Finding Known Software Problems via Automated Symptom Matching," in *Second International Conference on Autonomic Computing, 2005. ICAC 2005. Proceedings*, pp. 101–110.
- [14] C. Liu and J. Han, "Failure Proximity: A Fault Localization-based Approach," in *Proceedings of the 14th ACM SIGSOFT International Symposium on Foundations of Software Engineering*, ser. SIGSOFT '06/FSE-14. ACM, pp. 46–56. [Online]. Available: <http://doi.acm.org/10.1145/1181775.1181782>
- [15] N. Modani, R. Gupta, G. Lohman, T. Syeda-Mahmood, and L. Mignet, "Automatically Identifying Known Software Problems," in *2007 IEEE 23rd International Conference on Data Engineering Workshop*, pp. 433–441.
- [16] K. Bartz, J. W. Stokes, J. C. Platt, R. Kivett, D. Grant, S. Calinoiu, and G. Loihle, "Finding Similar Failures Using Callstack Similarity." in *SysML*. [Online]. Available: https://www.usenix.org/event/sysml08/tech/full_papers/bartz/bartz_html/
- [17] Y. Dang, R. Wu, H. Zhang, D. Zhang, and P. Nobel, "ReBucket: a method for clustering duplicate crash reports based on call stack similarity," in *Proceedings of the 34th International Conference on Software Engineering*. IEEE Press, pp. 1084–1093. [Online]. Available: <http://dl.acm.org/citation.cfm?id=2337364>
- [18] R. Wu, H. Zhang, S.-C. Cheung, and S. Kim, "Crashlocator: Locating crashing faults based on crash stacks," in *Proceedings of the 2014 International Symposium on Software Testing and Analysis*. ACM, pp. 204–214. [Online]. Available: <http://dl.acm.org/citation.cfm?id=2610386>
- [19] mozilla/socorro: Socorro is a server to accept and process Breakpad crash reports. [Online]. Available: <https://github.com/mozilla/socorro>
- [20] C. Liu, X. Yan, L. Fei, J. Han, and S. P. Midkiff, "SOBER: Statistical Model-based Bug Localization," in *Proceedings of the 10th European Software Engineering Conference Held Jointly with 13th ACM SIGSOFT International Symposium on Foundations of Software Engineering*, ser. ESEC/FSE-13. ACM, pp. 286–295. [Online]. Available: <http://doi.acm.org/10.1145/1081706.1081753>
- [21] B. Liblit, M. Naik, A. X. Zheng, A. Aiken, and M. I. Jordan, "Scalable statistical bug isolation," in *ACM SIGPLAN Notices*, vol. 40. ACM, pp. 15–26. [Online]. Available: <http://dl.acm.org/citation.cfm?id=1065014>
- [22] S. Kim, T. Zimmermann, and N. Nagappan, "Crash graphs: An aggregated view of multiple crashes to improve crash triage," in *2011 IEEE/IFIP 41st International Conference on Dependable Systems Networks (DSN)*, pp. 486–493.
- [23] Canonical Ltd. Launchpad. [Online]. Available: <https://launchpad.net/>
- [24] G. Robles, J. M. González-Barahona, D. Izquierdo-Cortazar, and I. Herraiz, "Tools and datasets for mining libre software repositories," *Multi-Disciplinary Advancement in Open Source Software and Processes*, p. 24, 2011.
- [25] E. Amigó, J. Gonzalo, J. Artilles, and F. Verdejo, "A comparison of extrinsic clustering evaluation metrics based on formal constraints," vol. 12, no. 4, pp. 461–486. [Online]. Available: <http://link.springer.com.login.ezproxy.library.ualberta.ca/article/10.1007/s10791-008-9066-8>
- [26] L. Guerrouj, M. Di Penta, G. Antoniol, and Y.-G. Guéhéneuc, "Tidier: an identifier splitting approach using speech recognition techniques," *Journal of Software: Evolution and Process*, vol. 25, no. 6, pp. 575–599, 2013.

- [27] E. Hill, D. Binkley, D. Lawrie, L. Pollock, and K. Vijay-Shanker, “An empirical study of identifier splitting techniques,” *Empirical Software Engineering*, vol. 19, no. 6, pp. 1754–1780, 2014.
- [28] F. Khomh, B. Chan, Y. Zou, and A. Hassan, “An Entropy Evaluation Approach for Triaging Field Crashes: A Case Study of Mozilla Firefox,” in *2011 18th Working Conference on Reverse Engineering (WCRE)*, pp. 261–270.