

Satisfaction level of patients visiting orthopedics wards – A descriptive cross-sectional study

Original Article

Humayun Israr,¹ Haroon Israr,² Sabah Humayun³

1. Post Graduate Resident, Orthopedics, DHQ Teaching Hospital, Sahiwal, Pakistan.

2. Post Graduate Resident, Urology, Lahore General Hospital, Lahore, Pakistan

3. Post Graduate Resident, Pediatrics, DHQ Teaching Hospital, Sahiwal, Pakistan



ABSTRACT

Introduction: Patients in the orthopedics ward are very anxious about the outcome of their illness and residual morbidity at the end of the treatment. We conducted this study in DHQ Teaching Hospital Sahiwal to assess the level of satisfaction among patients visiting the orthopedics ward and suggest improvements that could be made to improve the situation.

Objective: The objective of this study was to investigate various factors responsible for patient satisfaction in the orthopedics ward.

Materials and Methods: A total of hundred patients were included in this descriptive cross-sectional study. The study was conducted in DHQ Teaching Hospital Sahiwal for 3 months from October 2019 to December 2019.

Results: Out of the 100 patients included in the study, 22 patients reported being unsatisfied with their ward experience, 46 patients were moderately satisfied while 32 patients were highly satisfied with ward experience. Several factors including increased consultation duration, cost-effective treatment, empathic behavior of staff, and provision of facilities in the ward all contributed towards positive patient satisfaction.

Conclusions: Patient satisfaction can be improved by empathic behavior of staff, increasing consultation duration with the patient, and improving facilities in the ward which would result in the better long-term outcome of their illness.

Keywords: Facilities and Services Utilization, Health Facilities, Orthopedics, Patient Satisfaction

INTRODUCTION

Patient satisfaction is defined as the degree to which patients are pleased with their healthcare. It is dependent on a variety of factors and has been studied from many aspects.

Rahman et al found out that patients wanted a skilled, and experienced but inexpensive doctor.[1] Proper diagnosis, free supply of medicine, good clean hospital

Infrastructure, a hospital in the vicinity to their residences positively impacted on patient and doctor's relationship.[1] Unfortunately, the healthcare system of Pakistan is overburdened, due to which patients can't be given due time.[2] Lack of communication is another problem in our local setups which decreases the confidence of the patient and leaves them dissatisfied. At the time of admission, all necessary information should be conveyed to the patient or attendant.[3] Several factors have a significant impact on patient satisfaction and they include informational care and counseling, post-operative pain management, nursing care, a good discharge experience, patient expectations, clearly defining the outcome, technical competency, teamwork among doctors and behavior of medical and paramedical staff.[4-7]

Dansky found that patient satisfaction was also impacted by total time spent by the patient

waiting for the doctor and although it couldn't be shortened yet it could be managed effectively by keeping the patient occupied during the interval.[8] Informed consent is also known to help the patients to generate realistic expectations of the outcome of a procedure.[9]

MATERIALS AND METHODS

Setting

The study was conducted in DHQ Teaching Hospital Sahiwal for a duration of 3 months between October 2019 to December 2019.

Sample Size and Selection



CORRESPONDING AUTHOR

Humayun Israr,

Post Graduate Resident,
Orthopedics, DHQ Teaching
Hospital, Sahiwal, 57000,
Pakistan

Author Email:

humayun_israr10@hotmail.com

ORCID:

<https://orcid.org/0000-0002-9564-5324>



doi: 10.37978/pjism.v1i4.244

Submission: Jun 24, 2020

Acceptance: Feb 26, 2021

Publication: Mar 10, 2021.



A Hundred patients who consented to be part of this study, were legally adults, were being admitted for first time in any orthopedic unit and had a minimum education level of matric were included in this study. Mentally incapacitated patients, unattended patients and patients with co-morbid conditions were excluded.

Rights and Information

The participants were asked a series of questions regarding services provided, physician attitude, privacy in the ward, pain management, consultation duration, and other relevant parameters. They were given the right to anonymity if they did not want to reveal their identity. They were also assured that if at any stage they would like to withdraw from the study then their desire would be respected and they would be allowed to leave the study. They were inquired in separate rooms so that they could easily answer it without any disturbance from a third party.

Grading

Patients were asked to grade their overall level of satisfaction on a scale from 1 – 10. A score of 1-3 was labeled as unsatisfactory, a score of 4-7 was labeled as moderate satisfaction, and a score more than 7 was labeled as a high level of satisfaction.

Data Analysis

Data was entered and analyzed in SPSS 22.

RESULTS

The mean age of the patients recruited for the study was 44 years with a standard deviation of 13.4 years [Table 1]. The majority of the participants were males (65%, n=65) whereas 35% of the subjects were female (n=35)[Figure 1].

Please refer to Figure 2 for the occupation of our subjects. The fracture was the most common diagnosis (n=60) [Figure 3].

The majority (78%, n=78) of our subjects were satisfied with pain management [Figure 4].

Nearly all of our patients were satisfied with the information provided regarding diagnosis and treatment (88%, n=88) [Table 2]. Lack of privacy was regarded as the single worst thing by 28 subjects and lack of cleanliness was regarded as the single worst thing by 20 subjects [Table 3].

When patients were asked about the single best thing in the ward, the majority of them were satisfied with the food provided.

The majority of patients (82%) were satisfied with the cost of treatment and admission process [Table 5].

Regarding consultation duration, it was less than 5 minutes in the majority of our subjects and they were dissatisfied.

More males were admitted than females maybe

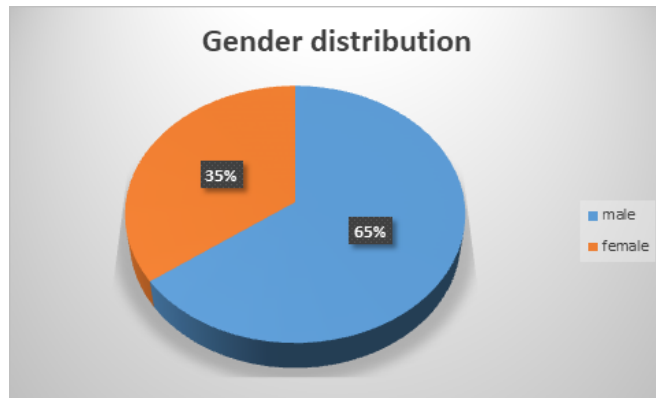


Figure 1: Gender wise distribution of subjects

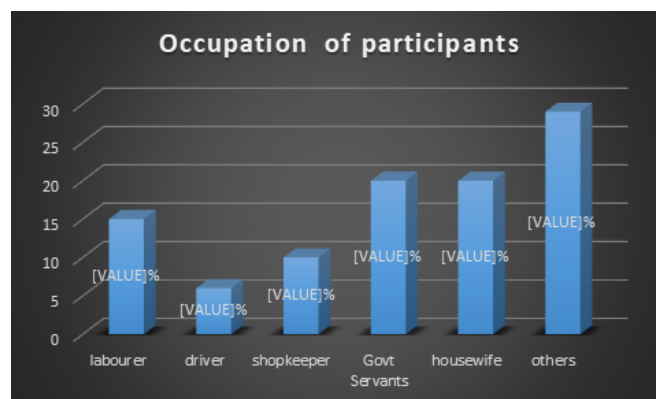


Figure 2: Occupation of Subjects

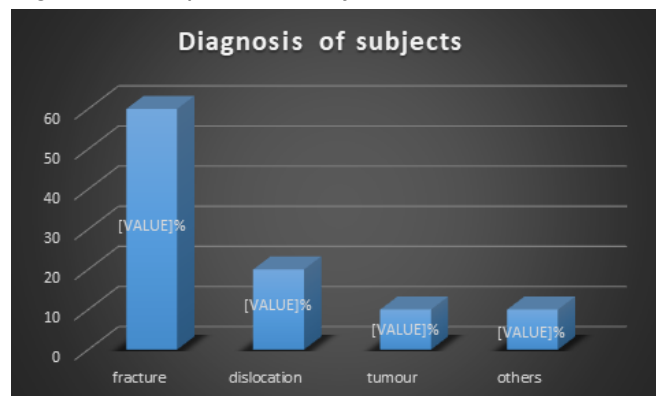


Figure 3: Diagnosis of subjects

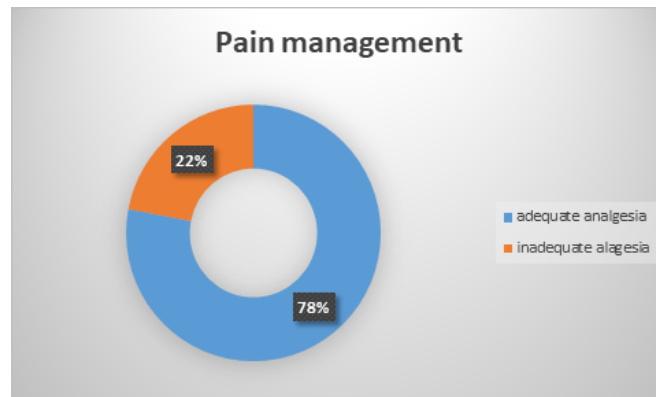


Figure 4: Satisfaction of subjects with pain management

because they are prone to road traffic accidents and occupational trauma more than females.

It can be seen that different patients have different perspectives as shown in Table 3 and Table 4. The same facilities were satisfying for some of them and at

the same time, some graded them as the worst thing about the hospital stay. Patients whose pain was well managed were thankful to the hospital staff and patients who were given adequate consultation time were more satisfied.

Patients graded their overall level of satisfaction on a scale from 1- 10 and 22 patients graded their overall experience as unsatisfactory, 46 were moderately satisfied with their hospital experience and 32 patients were highly satisfied with their experience[Figure 5].

DISCUSSION

The most important criterion responsible for patient satisfaction in the ward seemed to be consultation duration which was defined as “the total time spent by the doctor on the patient”.[10] The patients who were given more time by the doctor were more satisfied as the doctor was listening to their complaints attentively and advised them according to their condition. On the contrary, the patients whose consultation duration was less than 5 minutes were very unsatisfied and rated their experience as poor. Research by Levesque showed that the patients who were given a proper diagnosis and plan during the consultation were more satisfied with the consult.[11] A study by Davis K et al compared the healthcare system in the US to five other nations namely New Zealand, the United Kingdom, Germany, Australia, and Canada, which revealed that the US health care system was underperforming and ranked last in terms of patient and physician satisfaction but was the most expensive of all of the healthcare systems.[12]

Most of the patients admitted were in their 4th and 5th decades of life which is predictive and logical as it is the stage when most of the degenerative changes are occurring in the body. The most common reason for admission was road traffic accident and on job accidents (laborers). Interestingly, in our study, majority of female patients were admitted due to osteoporotic changes. About 60% of the patients were admitted with fractures as this is the most common reason for presentation to the orthopedics ward. Patients with joint dislocations contributed 20% of the total sample.

In our study treatment expenses were not a major factor in governing patient satisfaction because in their opinion it was the government’s responsibility to bear expenses and it was the quality of health care provided to them which was important for their satisfaction. The ward had a good pain management protocol and majority (78%) of our subjects reported a satisfactory experience. The admission process to the ward was also satisfactory to 87% of patients. Patients were asked about the best thing about their stay in the ward



Figure 5: Overall satisfaction of our subjects

age of the patient recruited for study

N	Valid	100
	Missing	0
Mean		44.0800
Median		43.5000
Mode		39.00
Std. Deviation		13.40336
Minimum		20.00
Maximum		80.00

Table 1: Age of the subjects

	Responses	
	N	Percent
privacy in ward	10	10%
cleanliness in ward	7	7%
Bathroom facilities	7	7%
standard of food in ward	29	29%
behavior of staff	23	23%
Overall hospital experience	24	24%

Table 4: Single best thing about hospital stay and out of the six options, 29 percent of patients chose the quality of food. When patients were asked about the single worst thing about the hospital about 28 percent of them rated privacy in the ward as the worst. The most probable cause could be that our government hospitals are overcrowded with patients and there is a shortage of beds as well as a shortage of separate rooms for patients.

	information about diagnosis and treatment		information about prognosis	
	Frequency	Percent	Frequency	Percent
Explained	88	88%	66	66%
Unexplained	12	12%	34	34%
Total	100	100%	100	100%

Table 2: Information about diagnosis and prognosis provided to patients

	Responses	
	N	Percent
privacy in ward	28	28%
Cleanliness in ward	20	20%
Bathroom facilities	25	25%
Standard of food in ward	8	8%
Behavior of staff	10	10%
Overall hospital experience	9	9%

Table 3: Single worst thing about hospital stay

	Cost of treatment		Initial admission process	
	Frequency	Percent	Frequency	Percent
Satisfied	82	82%	87	87%
Un Satisfied	18	18%	13	13%
Total	100	100%	100	100%

Table 5: Cost of treatment and initial admission process

As a whole 22 patients were unsatisfied with their experience, 46 patients were moderately satisfied and 32 were highly satisfied, implying that there is room for improvement of healthcare facilities in our tertiary care hospitals.

CONCLUSION

Patient satisfaction level can be improved by certain factors such as appropriate consultation duration provided by the doctor, empathic behavior of staff, provision of good quality food, improved cleanliness of

	Frequency	Percent
Less than 5 minutes	48	48%
5-10 minutes	28	28%
10- 20 minutes	24	24%
Total	100	100%

Table 6: Daily consultation duration

ward and improvement of privacy in the ward. Appropriate pain management and proper information about diagnosis and prognosis also contributed to patient satisfaction.

RECOMMENDATIONS

A qualitative study with large sample size and multi-centric data must be conducted to identify the factors which govern patient satisfaction. In the light of this study, efforts should be made by hospital administration to provide better facilities to the patients at the hospital. Medical and paramedical staff should be empathic to the patients. All admin registrars of wards should also play their part in the provision of a free supply of medicines and ensure adequate privacy inwards. House officers, post-graduate residents, and consultants should increase their consultation duration with the patient so that he/she feels listened to.

LIMITATIONS OF THE STUDY

A sample size of 100 obtained by convenience sampling was chosen to simplify the statistics. It is not a true indicator of the whole population so the power of the study might be low to generalize it to the whole population. Moreover, the study was limited to a single center and was not a true representative of orthopedic wards.

REFERENCES

1. Rahman MM, Rahman S, Begum N, Asduzzaman AK, Shahjahan M, Firoz A, Metul MS. Client expectation from doctors: expectation – reality gap. Kathmandu Univ Med J (KUMJ). 2007 Oct-Dec;5(4):566-73. PMID: 18604098.
2. Haqqi A, Awan UA, Ali M, Saqib MAN, Ahmed H, Afzal MS. COVID-19 and dengue virus coepidemics in Pakistan: A dangerous combination for an overburdened healthcare system. J Med Virol. 2020 Jun 8:10.1002/jmv.26144. doi: 10.1002/jmv.26144. Epub ahead of print. PMID: 32510175; PMCID: PMC7300443.
3. Tateke T, Woldie M, Ololo S. Determinants of patient satisfaction with outpatient health services at public and private hospitals in Addis Ababa, Ethiopia. Afr J Prim Health Care Fam Med. 2012 Aug 24;4(1):384. doi: 10.4102/phcfm.v4i1.384. PMCID: PMC4565136.
4. Mandl LA, Galvin DH, Bosch JP, George CC, Simmons BP, Axt TS, Fossil AH, Katz JN. Metacarpophalangeal arthroplasty in rheumatoid arthritis: what determines satisfaction with surgery? J Rheumatol. 2002 Dec;29(12):2488-91. PMID: 12465140.
5. Alhusban MA, Abualrub RF. Patient satisfaction with nursing care in Jordan. J Nurs Manag. 2009 Sep;17(6):749-58. doi: 10.1111/j.1365-2834.2008.00927.x. PMID: 19694918.
6. Manit A, Ian A H, Lynette M, Rajat M, Justine M N. The effect of a single passive intervention to improve patient satisfaction in an orthopaedic service. Open Journal of Orthopedics. 2012 Jun 1;2012.
7. Chilgren AA. Managers and the new definition of quality. J Healthc Manag. 2008 Jul-Aug;53(4):221-9. PMID: 18720684.
8. Dansky KH, Miles J. Patient satisfaction with ambulatory healthcare services: waiting time and filling time. Hosp Health Serv Adm. 1997 Summer;42(2):165-77. PMID: 10167452.
9. Baker PN, van der Meulen JH, Lewsey J, Gregg PJ; National Joint Registry for England and Wales. The role of pain and function in determining patient satisfaction after total knee replacement. Data from the National Joint Registry for England and Wales. J Bone Joint Surg Br. 2007 Jul;89(7):893-900. doi: 10.1302/0301-620X.89B7.19091. PMID: 17673581.
10. Wiggers JH, Sanson-Fisher R. Duration of general practice consultations: association with patient occupational and educational status. Soc Sci Med. 1997 Apr;44(7):925-34. doi: 10.1016/s0277-9536(96)00175-x. PMID: 9089915.
11. Levesque J, Bogoch ER, Cooney B, Johnston B, Wright JG. Improving patient satisfaction with time spent in an orthopedic outpatient clinic. Can J Surg. 2000;43(6):431-6.
12. Davis K, Stremikis K, Squires D, Schoen C. Mirror, Mirror on the wall – How the performance of the U.S health care system compares internationally[Internet]. The Commonwealth Fund [accessed on 2020 June 12]. 2014. Available from: https://www.commonwealthfund.org/sites/default/files/documents/___media_files_publications_fund_report_2014_jun_1755_davis_mirror_mirror_2014.pdf

AUTHOR CRediT

HI: Conceptualization, Project administration, Investigation, Methodology, Writing – original draft, Writing – review & editing

HI: Data curation, Formal Analysis, Validation, Visualization

SH: Writing – original draft

ETHICAL CONSIDERATIONS

This study was approved by the Institutional Review Board of Sahiwal Medical College and Allied Hospitals.

HOW TO CITE

Israr H, Israr H, Humayun S. Satisfaction level of patients visiting orthopedics wards – A descriptive cross-sectional study Pak J Surg Med. 2021;1(4):e244. doi: 10.37978/pjsm.v1i4.244

CONFLICT OF INTEREST

The author declared no conflict of interest.

E-OP

We Value your Opinions. Register your Opinion to this Original Article by Israr H et al. by [clicking here](#).

EDITORIAL TEAM

This article has been subjected to extensive editing and double blind peer review process. The following editors were involved in editing of this article;

Lead Editor: MI Hanif,

Editor: A Zafar, Z Sarfraz

Proof: J Siddiq

Bibliography & Stats: A Sarfraz

PUBLISHER'S NOTE

The views and opinion expressed in this article are those of the authors and do not necessarily reflect the official policy or position of any other agency, organization, employer or company.