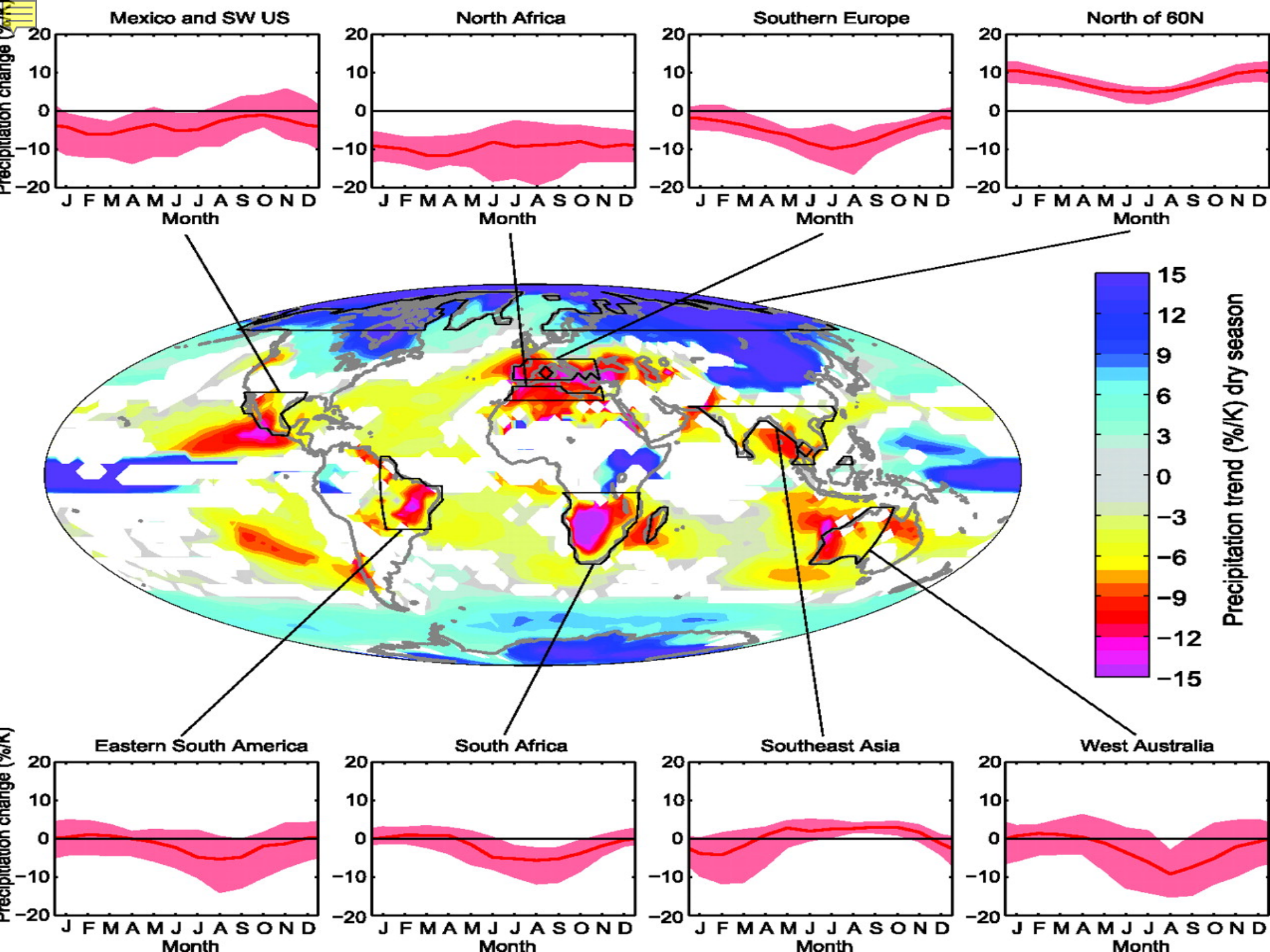


Learning how to use climate information with machinima

Helen Farley
Kate Reardon-Smith
Neil Cliffe
Shahbaz Mushtaq
Roger Stone
Joanne Doyle Neil Martin
Jenny Ostini
Tek Maraseni
Torben Marcussen
Adam Loch
Janette Lindesay













Steps in machinima making

1. Developing the script
2. Recording the soundtrack
3. Avatars created
4. Sets created
5. Shooting the machinima
6. Editing
7. Add credits



Design-Based Research

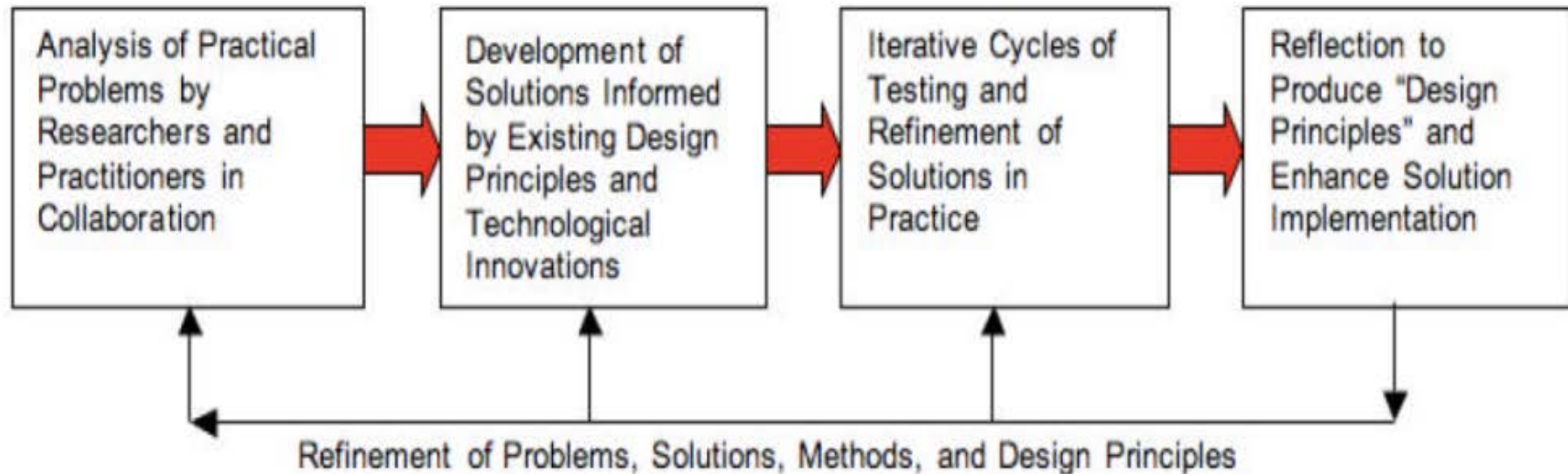



Figure 1: Predictive and design-based research approaches in educational technology research (Reeves, 2006)



<http://youtu.be/pej7DhtKafE>







Virtual shed meetings





Significant price increases...
 Significant price increases...
 Significant price increases...



Table 1: Average sugar prices on various spots for ACP sugar exporters (US cents)

	2008	2009	2008	2009	2010	2011	2012	2013	2014
Ave	31	33.84	35.78	37.29	37.17	35.98	34.79	35.79	36.31
EU	27.76	30.32	32.10	33.13	33.79	33.58	33.38	31.81	33.34
US	31.32	30.32	32.10	33.13	33.79	33.58	33.38	31.81	33.34
World	12.45	12.83	15.17	15.98	15.81	15.98	14.10	15.98	17.13

Picture credits

Photos from Flickr ...

Realizing the agricultural potential of inland valleys in sub-Saharan Africa by AfricaRice

JoeFarmer by Fronteras Desk

Photos from Second Life and project machinima





Please contact us!

Helen Farley

Australian Digital Futures Institute
University of Southern Queensland
Email: helen.farley@usq.edu.au

Kathryn Reardon-Smith

Australian Centre for Sustainable Catchments
University of Southern Queensland
Email: kathryn.reardon-smith@usq.edu.au



ACSC
Australian Centre for
Sustainable Catchments