

KEY INFORMATION ON INDIAN FORESTRY, WOOD & WOOD BASED PANELS

By Dr. V. K. Upadhyay Scientist, IPIRTI, Bangalore

Forests are very important for whole world and important sources of raw materials, such as timber and wood based panel's products. This key information presents patterns of forestry contribution of GDP and plan of outlays of central government structure and ethos of the national research system in India. An attempt has been made here to provide information on wood; wood based panels viz. veneer sheets, particle board, fiber board & Plywood in terms of quantity and value in respect of export and import of an Indian trade. The reported results also presents the characteristics of the Indian wood based panel's demand by 2020 and percentage share of import and export of world region-wise during the period of 1996-97 to 2012-13.

Forest cover in India 2013 Area in KM²

Geographical Area	3287263
Very Dense Forest	83502
Mod. Dense Forest	318745
Open Forest	295651
Total Forest	697898
% of geographical Area	21.23
World Forest covers	4 billion Hectares, about 31% earth surface

Source: (FSI 2013)

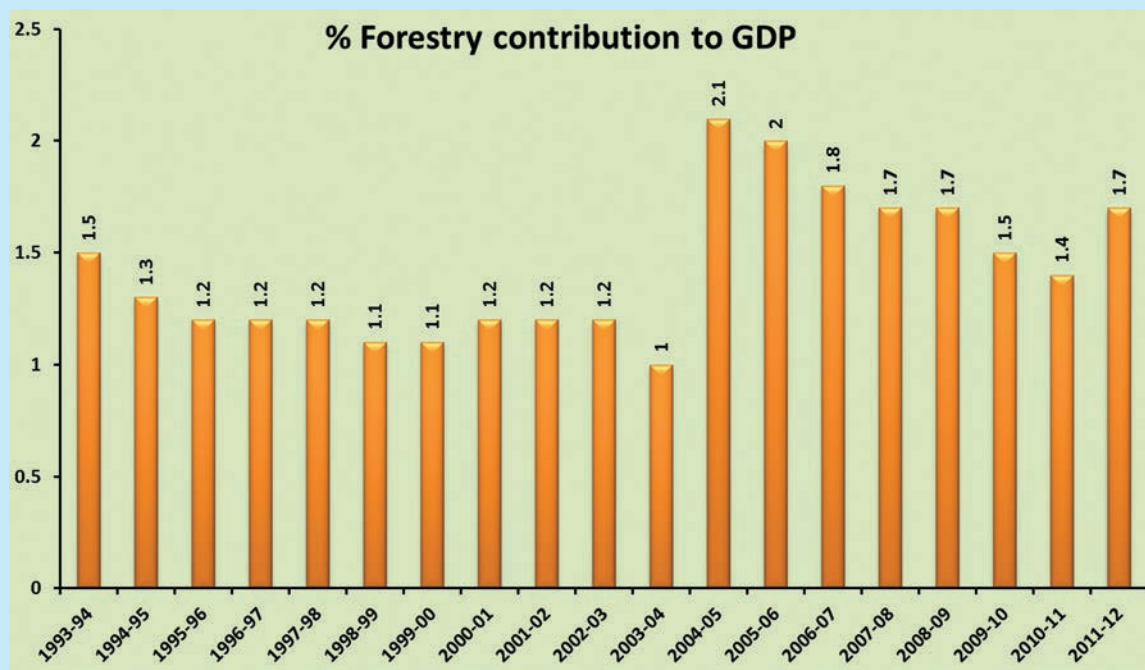
Plan-wise outlay under forestry sector

Plan	Period	Total Public Sector (crores)	Forestry Sector (crores)	% of plan outlay
First	1951-56	2069.0	7.64	0.37
Second	1956-61	4800.0	21.21	0.44
Third	1961-66	7500.0	45.85	0.61
Post third	1966-69	6687.0	41.93	0.63
Fourth	1969-74	15901.0	89.42	0.56
Fifth	1974-79	38853.0	208.84	0.53
Annual	1979-80	12550.0	68.33	0.54
Sixth	1980-85	97500.0	692.49	0.71
Seventh	1985-90	180000.0	1859.10	1.03

Post seventh	1990-92	139197.0	1413.00	1.01
Eighth	1992-97	434100.0	4081.87	0.94
Ninth	1997-02	859200.0	8189.09	0.95
Tenth	2002-07	1484131.3	8893.01	0.60
Eleventh	2007-12	2156571.0	10000.00	0.46
Annual Plan (12 th)	2012-13	498476.04	2430.00	0.48

(Source: Forests & Wildlife Statistics, INDIA, 2004 and MoEF, GoI (10th & 11th Plan))

Contribution of forestry to India's GDP



Projected demand of wood based panel of India in the year 2020 (million m³)

Plywood	Veneer	Particle Board	MDF Board	Wood based Panel
29.20	0.70	0.35	0.28	30.53

(Source: Asia Pacific Forestry Sector Outlook Study -II, MOEF, GoI)

Wood and Wood based Panel Industries in India

Plywood Factories (nos.)	2500
Particle Board Industries (nos.)	26
Medium Density Fibreboard Industries (nos.)	6
Sawmill (nos.)	36000

Visit our website at <http://www.ipirti.gov.in>

Import of wood in India

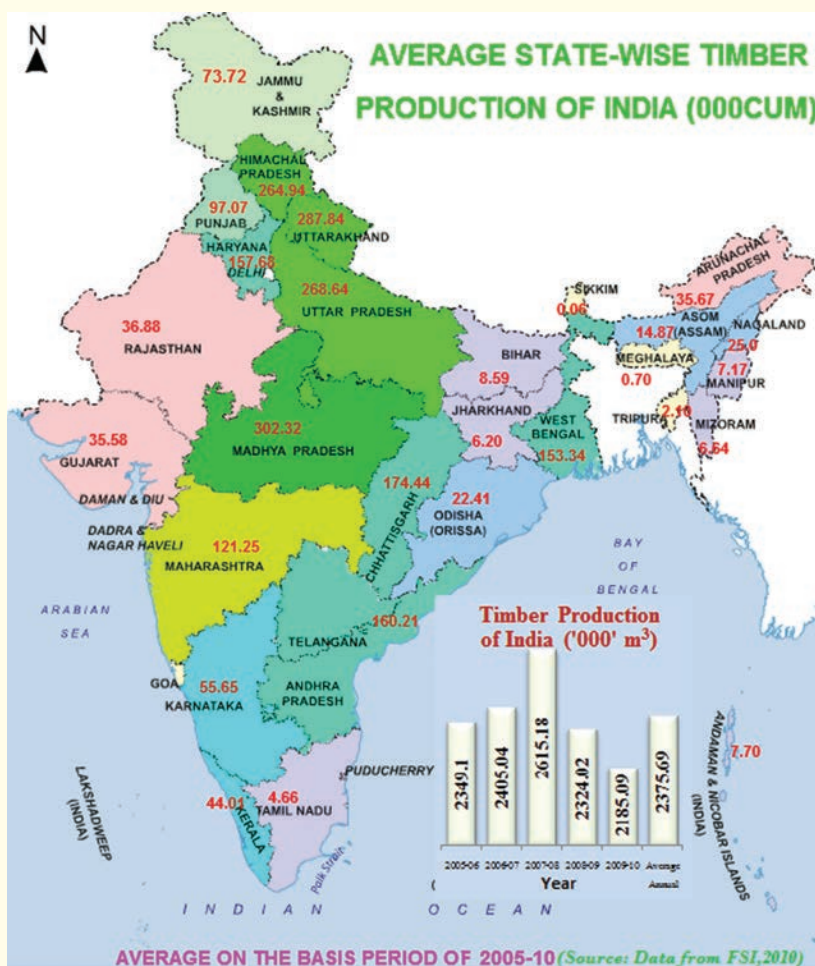
Wood in Logs: Quantity of Import (2013-14)	6.544 million m ³
Wood in Logs : Value of Import (2013-14)	1215667.71 (Rs. In Lacs)
Sawn Wood: Quantity of Import (2013-14)	524.81 thousand m ³
Sawn Wood: Value of Import (Rs. In Lacs) (2013-14)	107020.96 (Rs. In Lacs)
Projected timber demand in market (2015)	123 million m ³
Projected sawn wood demand in market (2015)	52.33 million m ³
Projected Wood based panel demand in market (2015)	23.96 million m ³
India's annual production of wood from forest	3.175 million m ³

Export of Wood based panels

	Value in Rs. Lakh	
Veneer Sheets: Value of Export (2013-14)	Europe	1391.47
	Africa	70.56
	America	2427.32
	Asia	3985.32
	Total	7874.67
Particle Board: Value of Export (2013-14)	Europe	70.63
	Africa	49.42
	America	145.43
	Asia	378.66
	Total	644.14
Fiber board : Value of Export (2013-14)	Europe	140.83
	Africa	514.79
	America	152.00
	Asia	6,475.64
	Total	7283.26
Plywood : Value of Export (2013-14)	Europe	6,458.11
	Africa	978.67
	America	488.91
	Asia	6,562.10
	Total	14,487.79

Import of Wood based panels

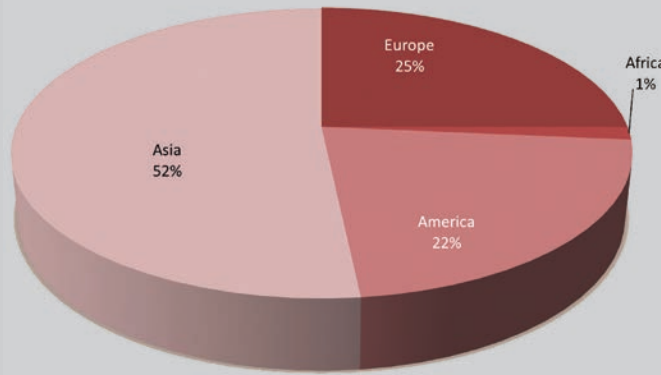
Veneer Sheets : Value of Import (2013-14)	Europe	5436.46
	Africa	-
	America	2302.38
	Asia	32353.42
	Total	40092.26
Particle Board : Value of Import (2013-14)	Europe	2293.8
	Africa	-
	America	67.62
	Asia	22062.2
	Total	24423.62
Fiber board : Value of Import (2013-14)	Europe	6972.99
	Africa	-
	America	1300.95
	Asia	46385.21
	Total	54659.15
Plywood : Value of Import (2013-14)	Europe	2179.91
	Africa	-
	America	755.61
	Asia	42976.46
	Total	45911.98



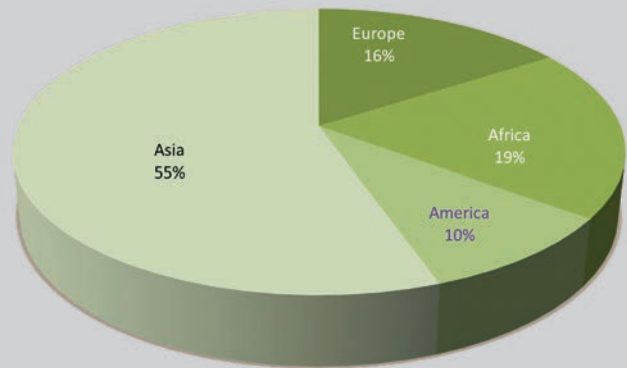
Visit our website at <http://www.ipirti.gov.in>

Region-wise Indian export of wood based panels

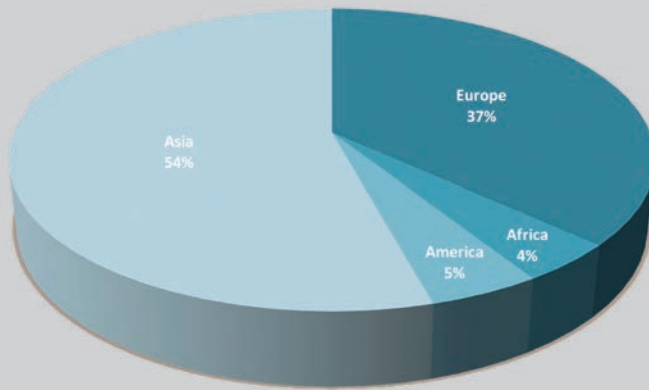
Indian Export of Veneer Sheets (HS-code-4408) During 1996-97 to 2012-13



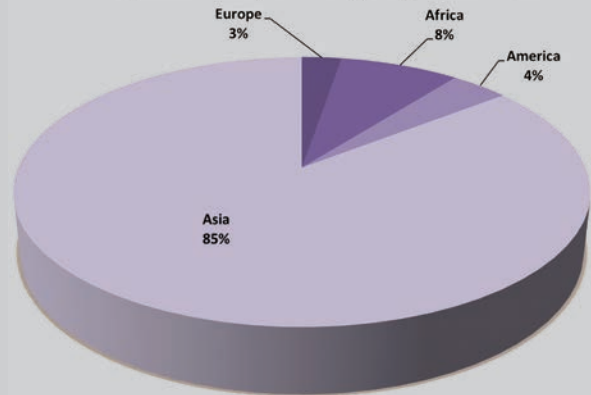
Indian Export of Particle Board (HS-code-4410) During 1996-97 to 2012-13



Indian Export of Plywood (HS-code-4412) During 1996-97 to 2012-13

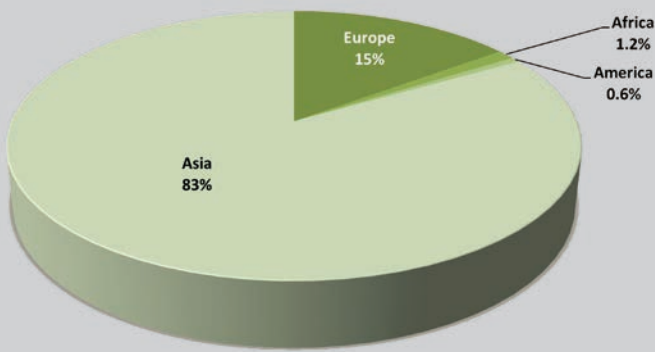


Indian Export of Fiber Board (HS-code-4411) During 1996-97 to 2012-13

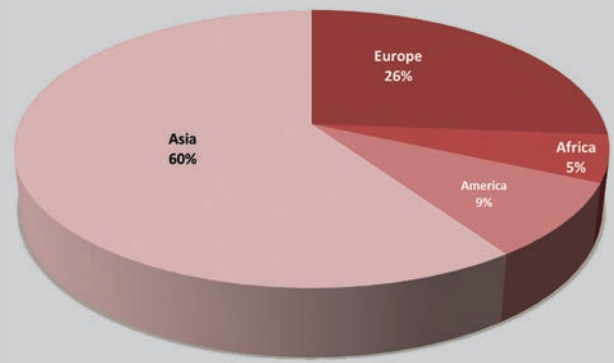


Region-wise Indian import of wood based panels

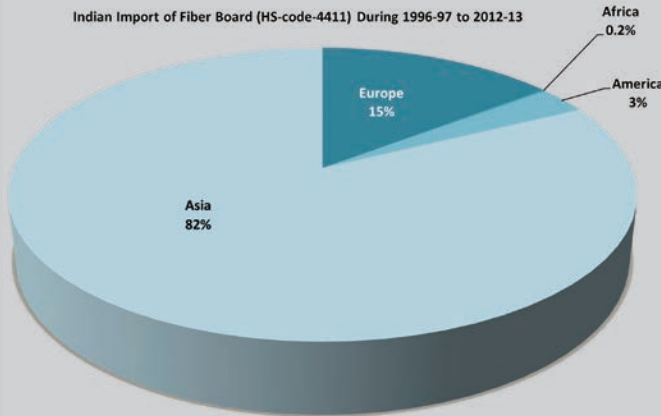
Indian Import of Particle Board (HS-code-4410) During 1996-97 to 2012-13



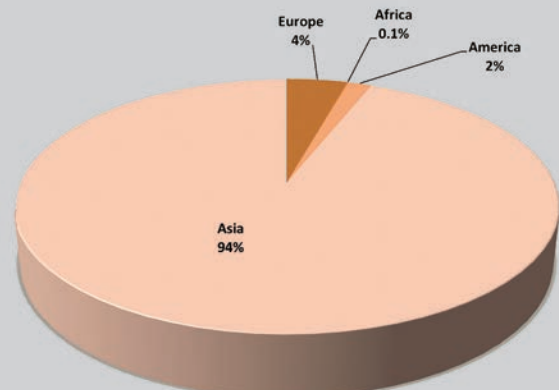
Indian Import of Veneer Sheets (HS-code-4408) During 1996-97 to 2012-13



Indian Import of Fiber Board (HS-code-4411) During 1996-97 to 2012-13



Indian Import of Plywood (HS-code-4412) During 1996-97 to 2012-13



Visit our website at <http://www.bamboocomposites.com>