

Postnatal Fish Oil Supplementation in High-Risk Infants to Prevent Allergy: Randomized Controlled Trial

AUTHORS: N. D'Vaz, BSc (Hons),^a S.J. Meldrum, PhD,^a J.A. Dunstan, PhD,^a D. Martino, PhD,^a S. McCarthy, BSc (Hons),^a J. Metcalfe, BSc,^a M.K. Tulic, PhD,^a T.A. Mori, PhD,^b and S.L. Prescott, PhD, MD, FRACP^a

^aSchool of Paediatrics and Child Health, and ^bSchool of Medicine and Pharmacology, Royal Perth Hospital Unit, University of Western Australia, Perth, Western Australia, Australia

KEY WORDS

Fish oil supplementation, infants, omega 3 PUFA, allergy, eczema, allergy prevention

ABBREVIATIONS

AA—arachidonic acid

DHA—docosahexaenoic acid

EPA—eicosapentaenoic acid

LC—long chain

LT—leukotriene

n-3 PUFA—omega 3 polyunsaturated fatty acids

n-6 PUFA—omega 6 polyunsaturated fatty acids

PG—prostaglandin

SPT—skin prick test

Ms D'Vaz drafted the manuscript, performed data analysis, constructed databases with Dr Meldrum, processed breast milk samples for fatty acid analysis, assisted in the recruitment of participants as well as follow-up clinics, and performed blood collection, blood processing, and general cohort maintenance. Dr Meldrum was the driving force in constructing databases and assisted in data analysis, participant recruitment, cohort maintenance, and manuscript preparation. Dr Dunstan provided intellectual input and general assistance with all aspects of the study including manuscript preparation. Dr Martino assisted in participant recruitment, cohort maintenance, blood collection, blood processing, and manuscript preparation. Ms McCarthy assisted in participant recruitment, cohort maintenance blood collection, and blood processing. Dr Metcalfe assisted in participant recruitment, cohort maintenance blood collection, and blood processing. Dr Tulic assisted in cohort maintenance and manuscript preparation. Dr Mori carried out fatty acid analysis in red blood cells and plasma samples and assisted with advice and manuscript preparation. Dr Prescott conceived of, designed, and coordinated the study, as well as arranging ethics approval, selecting products, and supervising all aspects of the study. Dr Prescott raised funding for the study and staff working on the project and had a major input in manuscript preparation. All authors have read the manuscript and provided input.

There are no conflicts of interest to declare for any of the listed authors.

This trial was registered at www.anzctr.org.au as ACTRN12606000281594.

(Continued on last page)



WHAT'S KNOWN ON THIS SUBJECT: Declining dietary omega 3 polyunsaturated fatty acids has been associated with rising allergy prevalence and fish oil is therefore of interest in allergy prevention. Supplementation during pregnancy, but not after the age of 6 months, has achieved some allergy reductions.



WHAT THIS STUDY ADDS: We assessed the effect of fish oil supplementation from birth to 6 months, which has not been investigated previously. Our results, together with previous findings, will likely help define a “window of opportunity” for allergy intervention using fish oil supplements.

abstract

BACKGROUND AND OBJECTIVE: Relative deficiency of dietary omega 3 polyunsaturated fatty acids (n-3 PUFA) has been implicated in the rising allergy prevalence in Westernized countries. Fish oil supplementation may provide an intervention strategy for primary allergy prevention. The objective of this study was to assess the effect of fish oil n-3 PUFA supplementation from birth to 6 months of age on infant allergic disease.

METHODS: In a double-blind randomized controlled trial, 420 infants at high atopic risk received a daily supplement of fish oil containing 280 mg docosahexaenoic acid and 110 mg eicosapentaenoic acid or a control (olive oil), from birth to age 6 months. PUFA levels were measured in 6-month-old infants' erythrocytes and plasma and their mothers' breast milk. Eczema, food allergy, asthma and sensitization were assessed in 323 infants for whom clinical follow-up was completed at 12 months of age.

RESULTS: At 6 months of age, infant docosahexaenoic acid and eicosapentaenoic acid levels were significantly higher (both $P < .05$) and erythrocyte arachidonic acid levels were lower ($P = .003$) in the fish oil group. Although n-3 PUFA levels at 6 months were associated with lower risk of eczema ($P = .033$) and recurrent wheeze ($P = .027$), the association with eczema was not significant after multiple comparisons and there was no effect of the intervention per se on the primary study outcomes. Specifically, between-group comparisons revealed no differences in the occurrence of allergic outcomes including sensitization, eczema, asthma, or food allergy.

CONCLUSIONS: Postnatal fish oil supplementation improved infant n-3 status but did not prevent childhood allergic disease. *Pediatrics* 2012;130:1–9

The epidemic rise in allergic diseases has been linked with Western lifestyle changes, and although the specific environmental drivers are likely multifactorial, dietary changes are among the most likely candidates. Of these, a declining intake of omega 3 polyunsaturated fatty acids (n-3 PUFA) and concurrent rise in omega 6 polyunsaturated fatty acids (n-6 PUFA) in Western diets has been of key interest.^{1,2} The n-6-derived arachidonic acid (AA) may have some antiinflammatory properties but, importantly, is the direct precursor of highly inflammatory eicosanoids, leukotriene (LT)B₄, and prostaglandin (PG)E₂, which can promote Th2 differentiation and IgE production.^{3,4} By contrast, the n-3 PUFAs give rise to considerably less inflammatory eicosanoid derivatives (PGE₃ and LTB₅) and, resolvins with inflammation-resolving potential^{5,6} and may also influence cell membrane structure, cell signaling and antigen presentation (reviewed in Calder⁷). Given the overall antiinflammatory effects of n-3 PUFA, they may be important in restoring the potentially allergy protective qualities of traditional diets.

The consequences of relative n-3 PUFA deficiency are likely to be greatest early in life when patterns of immune responses are still developing. Of concern, dietary changes are reflected in the declining n-3 PUFA content in breast milk⁸ with implications for n-3 PUFA status of developing infants.

In the clinical context, the majority of studies have explored the role of n-3 PUFA status in pregnancy. Both observational^{9–15} and interventional^{16–18} studies have suggested a protective relationship between maternal n-3 PUFA consumption in pregnancy and infant allergic outcomes (reviewed in Klemens et al¹⁹). In contrast, the only study to examine the potential role of postnatal fish oil supplementation (after the age of 6 months) of term infants

found no effect on reducing allergic outcomes.^{20–22}

Here, in a randomized controlled trial, we investigate the effects of fish oil from birth until 6 months of age on allergic outcomes in children at high allergic risk. Our aims were to (1) to determine whether fish oil supplementation in the early postnatal period can reduce the risk of subsequent allergic disease and (2) examine the relationship between PUFA levels at 6 months of age and the risk of subsequent allergic outcomes.

METHODS

The study design and methodology including power calculations have been described in detail elsewhere.²³ A brief summary follows.

Study Population

Healthy term infants of 420 allergic women in Perth, Western Australia, were recruited in a double-blind, randomized controlled study. Allergic (otherwise healthy), nonsmoking women with restricted fish intake were recruited at 36 weeks of pregnancy between January 6, 2005, and January 10, 2008, from private and public metropolitan antenatal clinics. Maternal allergy was defined by a positive skin prick test (SPT) and a history of allergic disease. The participants were made aware of the study hypothesis. Ethical approval was obtained from ethics committees of participating hospitals and informed written consent was obtained from mothers.

Intervention

Infants were randomized to receive either a daily supplement of fish oil supplement or olive oil as the control. Supplementation commenced at birth and ceased at 6 months of age. The fish oil capsules contained 650 mg fish oil and provided 280 mg docosahexaenoic acid (DHA) and 110 mg eicosaenoic acid (EPA). Placebo capsules

contained 650 mg olive oil (66.6% n-9 oleic acid) (both from Ocean Nutrition, Ltd, Mulgrave, Nova Scotia, Canada). The fatty acid composition of the capsules (purchased in one batch in 2005) remained unchanged over the course of the study, and peroxide and acid levels remained compliant with the Australian standards. Because the trial took longer than anticipated and because the Ocean Nutrition product was discontinued, the final 27 children received similar capsules of fish oil (250 mg DHA and 60 mg EPA) or olive oil kindly provided by *ν*-Mega Ingredients Pty Ltd, Eight Mile Plains, Queensland, Australia. This brand substitution was endorsed and supervised by the Ethics Committee at Princess Margaret Hospital. Capsules were image and scent matched. At the completion of the intervention period, there was no significant difference between erythrocyte DHA or EPA ($P = .732$ and $P = .069$, respectively) or plasma phospholipid DHA or EPA ($P = .160$ and $P = .121$, respectively) levels between the 2 groups of participants receiving fish oil capsules from different suppliers, so all children were included in the final analysis.

Although the primary outcomes were analyzed on an "intention-to-treat" basis, data were also examined allowing for differences in capsule consumption between the groups (see later). Capsule consumption/adherence was based on capsule diaries and a count of the returned capsules, in addition to the infant fatty acid analysis (see later).

Randomization was completed by external staff via computer software using an unpredictable allocation sequence, stratified according to maternal and paternal atopic history and parity. Mothers and study personnel were unaware of the group allocation. It was recommended that capsules be administered to infants in the morning immediately before to the first daily breast or bottle

feed by piercing the capsule and squirting the oil into the infant's mouth.

Blood Collection and Processing

Peripheral blood from 6-month-old infants was obtained when mothers consented and when practically possible by venipuncture. Blood was collected into heparinized tubes and processed immediately after the clinic visit. Plasma was stored at -80°C and erythrocytes were washed before lipids were extracted with methanol and chloroform (2:1) and stored at -20°C until analysis in one batch.

Erythrocyte and Plasma Phospholipid Fatty Acid Analysis

Erythrocyte and plasma phospholipid fatty acids were analyzed as previously described.²⁴

Breast Milk Fatty Acid Analysis

Maternal breast milk samples (up to 6 ml in 3 aliquots) were collected when infants were 3 and 6 months of age. Samples were immediately frozen and stored at -80°C for subsequent analysis as described in.²⁵

Clinical Outcomes and Allergy Definitions

Infants were evaluated at 6 and 12 months of age with a detailed clinical history and examination. A child was classified as having "allergic disease" if he or she had a physician diagnosis of IgE-mediated food allergy, eczema, or asthma at these assessments. Information on respiratory symptoms (recurrent wheeze, asthma, and rhinitis) was also collected at 6 and 12 months, but the limitations are recognized at this age. The diagnostic criteria conformed to the published clinical guidelines²⁶ and a diagnosis of eczema was made in infants with typical skin lesions.²⁷ The extent and severity of the eczema were determined by use of the standardized SCORAD severity index.²⁷ IgE-mediated food allergy was defined

as a history of immediate symptoms (typically within 60 minutes) after contact with and/or ingestion of a food and a positive SPT response to the implicated food.

Allergen Skin Prick Testing

Allergic sensitization was assessed by SPT at the 12-month visit using common allergen extracts (milk, peanut, house dust mite, cat, grass, mold; Hollister-Stier Laboratories, Spokane, WA) and whole egg, as well as histamine as a positive control and glycerine as a negative control. A wheal diameter of ≥ 2 mm was considered positive.

Statistical Methods

The primary clinical outcomes were assessed on an "intention-to-treat" basis. Logistic regression was used to determine the odds ratios for specific allergic outcome according to group allocation. For continuous data, differences between the groups were determined by independent *t* test for

normally distributed data and by Mann-Whitney *U* tests when data were not normally distributed. Linear regression was used to determine the relationship between feeding and supplementation variables and fatty acid status. All statistical analysis was performed by using SPSS software (Version 16 for PC, SPSS Inc, Chicago, IL). A *P* value of $< .05$ was considered statistically significant for all analysis.

RESULTS

Population Characteristics

A total of 420 infants were randomized: 218 to the fish oil group and 202 to the control group. Their characteristics are given on Table 1. Fig 1 illustrates the participant flow through the trial. After randomization, 62 participants withdrew previous to completing the supplementation period and/or did not wish to attend clinical visits. The withdrawal rate was significantly higher in the fish oil group (18.3% compared with 10.9% from the placebo group, *P* =

TABLE 1 Characteristics of the Complete Recruited Population (*n* = 420)

Characteristics	Placebo Group	Fish Oil Group	<i>P</i>
Participants recruited, (% of total)	202 (48.1)	218 (51.9)	
Antenatal characteristics			
Maternal family history of allergy, (% of group)	202 (100)	218 (100)	
Paternal allergy, (% of group)	101 (50)	113 (51.8)	.845
Maternal age, y ^a	33.2 ± 4.2	32.5 ± 4.8	.131
Paternal age, y ^a	35.6 ± 4.8	35.2 ± 5.6	.377
Parity, (% of previous children) ^b	0.71 ± 0.9	0.8 ± 0.9	.282
Pets in the home, (% of group)	128 (63.4)	125 (57.3)	.685
Birth characteristics:			
Gestation, wk ^a	39.4 ± 1.2	39.2 ± 1.13	.020*
Gender, (% males)	104 (51.5)	103 (47.2)	.430
Vaginal delivery, (% of group)	130 (64.4)	136 (62.4)	.686
Birth weight, g ^a	3509 ± 433	3443 ± 451	.133
Birth length, cm ^a	50.6 ± 2.3	50.2 ± 2.8	.059
Head circumference, cm ^a	35 ± 1.8	34.9 ± 1.8	.530
Season of birth			.720
Supplementation adherence and withdrawal rates			
Capsule adherence, % ^b	64.52 ± 27.2	56.7 ± 32.1	.056
Participants withdrawn by 12-mo visit, (% of group)	22 (10.9)	40 (18.3)	.031*
Participants not attending 12-mo visit, (% of group)	12 (5.9)	22 (10.1)	.119
Total participants not seen at 12-mo visit, (% of group)	34 (16.8)	62 (28.4)	.005**
Participants attended 12-mo visit and included in analysis, (% of group)	167 (51.7)	156 (48.3)	.626

* *P* < .05, ***P* < .01, differences reaching statistical significance. Continuous data shown as mean ± SD.

^a Normally distributed continuous data analyzed using *t* tests.

^b Continuous data not normally distributed and analyzed using Mann-Whitney *U* tests.

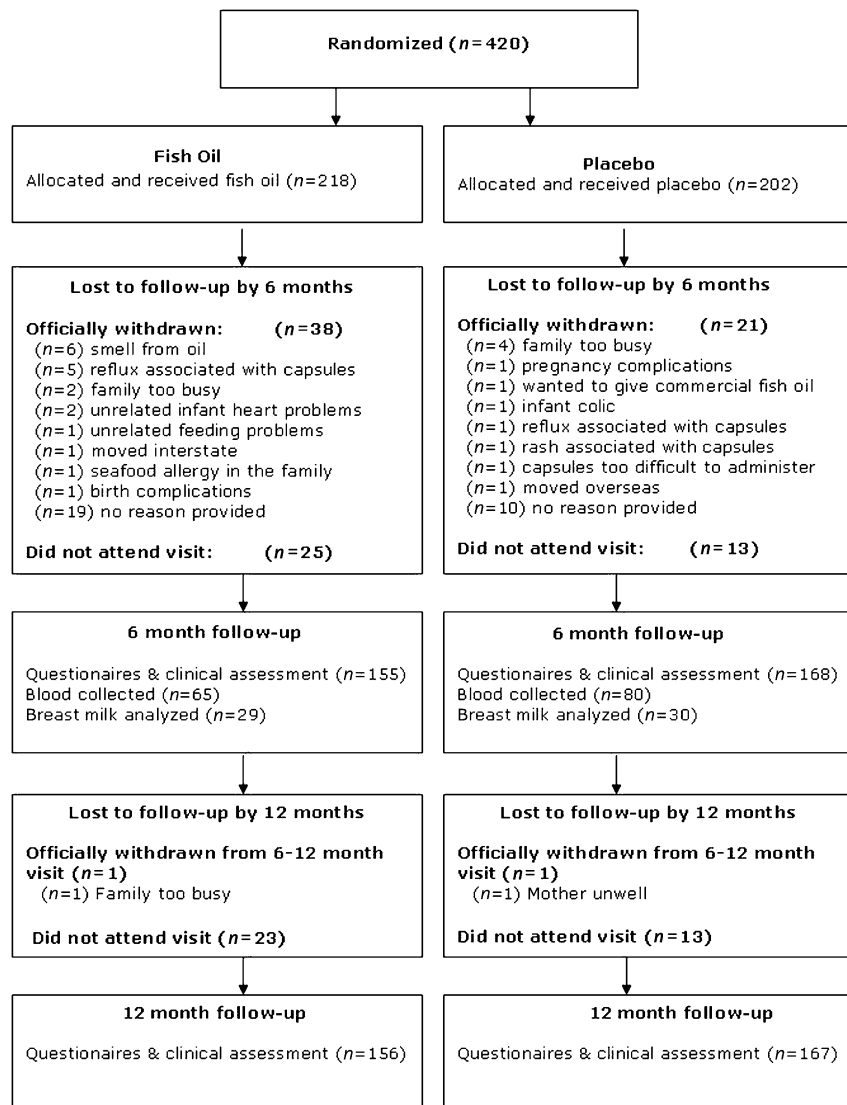


FIGURE 1
Flowchart outlining participant progression and data collected at 6- and 12-month visits.

.031), and participants in the fish oil group were more likely to withdraw because of the fishy smell. After the supplementation period, an additional number of participants could not be contacted or did not attend visits (Fig 1). Despite the use of vanilla flavoring in both oils, 92.2% of participants in the fish oil group correctly guessed their allocation, compared with 56.25% of the placebo group. Differences in supplementation adherence between the groups approached significance ($P = .056$) (Table 1), and this was assessed as a confounding factor.

The characteristics of the infants who attended the 12-month follow-up evaluation for allergic disease ($n = 323$) are given in Table 2. There were no differences in prerandomization characteristics of the participants who were lost to follow-up compared with those who were retained in the study apart from parental age, with younger parents more likely to discontinue the study (data not shown). In the follow-up population there were no major differences in the perinatal characteristics of infants who received the fish oil compared with those who received the control oil (Table 2). Although infants in the fish oil group had

shorter gestation ($P = .049$), the average gestation for both groups was in the 39th week and there were no differences in birth weight, length, or head circumference between the groups.

Effects of Infant Oil Supplementation on Infant PUFA Levels at 6 Months

At the end of the intervention, erythrocyte levels of DHA ($P = .03$) and EPA ($P = .016$) were significantly higher in the fish oil group compared with the control group (Fig 2A). AA levels were significantly lower in the fish oil group ($P = .003$), and oleic acid levels were not different between the study groups.

Plasma DHA ($P = .001$) and EPA ($P = .001$) levels were significantly higher in the fish oil group compared with in the control group (Fig 2B), but there were no differences in AA levels. Oleic acid levels were significantly higher in the placebo group ($P = .012$).

There were no differences in the PUFA status of these groups at birth (in cord blood erythrocytes) before the intervention (data not shown).

Factors Determining Fatty Acid Status at 6 Months of Age

In a subset of infants with measures of breast milk fatty acids, breast milk DHA content was correlated with erythrocyte and plasma DHA levels in the fish oil group (correlation coefficient 0.55 [$P = .008$] and 0.489 [$P = .003$], respectively) and in the control group (correlation coefficient 0.585 [$P = .001$] and 0.371 [$P = .043$], respectively). In all infants (fish oil and placebo groups combined), the adjusted r^2 values for the association between breast milk DHA and infant erythrocyte and plasma DHA were 0.292 and 0.157, respectively. In addition, breast milk DHA was the strongest predictor of erythrocyte DHA composition ($\beta = .527$, 95% confidence interval [CI] 1.442–4.882, $P = .001$), whereas plasma DHA was more strongly

TABLE 2 Characteristics of Children Assessed at 12 months of Age ($n = 323$)

	Placebo Group	Fish Oil Group	<i>P</i>
Participants attending 12-mo follow-up visit (with allergic outcomes), (% of total followed up)	167 (51.7)	156 (48.3)	
Participants withdrawn by 12-mo follow-up visit, (% of total recruited)	22 (10.9)	40 (18.3)	.031*
Participants not attending 12-mo follow-up visit, (% of total recruited)	12 (5.9)	22 (10.1)	.119
Antenatal characteristics			
Maternal family history of allergy, (% of group)	167 (100)	156 (100)	
Paternal allergy, (% of group)	114 (68.7)	111 (71.6)	.626
Maternal age, y ^a	33.6 ± 4.16	33.2 ± 4.44	.510
Paternal age, y ^a	35.9 ± 4.8	36.0 ± 5.5	.939
Parity ^b	0.77 ± 0.92	0.8 ± 0.95	.737
Pets at home, (% of group)	99 (60)	91 (59.9)	.981
Birth characteristics			
Gestation, wk ^a	39.4 ± 1.2	39.1 ± 1.1	.049*
Vaginal delivery, (% of group)	103 (62)	95 (62.5)	.934
Birth weight, g ^a	3502 ± 437	3438 ± 425	.180
Birth length, cm ^a	50.5 ± 2.3	50.1 ± 2.9	.154
Head circumference, cm ^a	35 ± 1.9	34.9 ± 1.9	.564
Season of birth			.771
Infant characteristics			
Male infants, (% of group)	84 (50.3)	81 (51.9)	.771
Average compliance, %	66.36	61.26	.129
Ever breastfed, (% of group)	163 (97.6)	152 (97.4)	.992
Duration breastfeeding, mo ^b	6.4 ± 3.6	6.7 ± 3.5	.557
Still breastfeeding at 6 mo, (% of group)	118 (72.8)	110 (76.9)	.413
Age solid introduction, mo ^a	5.5 ± 0.8	5.6 ± 1.0	.268
Daycare/playgroup attendance by 12 mo, (% of group)	142 (85.2)	122 (78.4)	.143
Growth parameters at 12 mo			
Weight at 12 mo, kg ^a	10.2 ± 1.4	10.1 ± 1.3	.919
Head circumference at 12 mo, cm ^a	46.8 ± 3.8	47 ± 3.7	.661
Height at 12 mo, cm ^a	76.7 ± 3.5	76.2 ± 3.42	.207

* $P < .05$, differences reaching statistically significance. Continuous data shown as mean ± SD.

^a Normally distributed continuous data analyzed using *t* tests.

^b Continuous data not normally distributed and analyzed using Mann-Whitney *U* tests.

predicted by fish oil intervention (adherence) ($\beta = .943$, 95% CI 0.015–0.046, $P < .000$) than breast milk DHA composition ($\beta = .342$, 95% CI 0.627–3.358, $P = .005$). In this study, 97.2% of infants received some breast milk and 74.6% were still receiving breast milk at 6 months (Table 1). Breast milk levels of oleic acid, AA, and DHA did not differ between the supplementation groups (data not shown).

Of the infants in the fish oil group, 70.2% were exposed to formula, compared with 61.9% in the control group (no significant difference $P = .127$). Of those who received formula, 54.3% in the fish oil group compared with 43.9% in the control group received a formula containing long-chain polyunsaturated fatty acid (LCPUFA; no significant difference $P = .164$).

Clinical Outcomes at 12 Months Between Fish Oil and Placebo Groups

There were no differences in prevalence of allergic outcomes (any allergic disease, overall sensitization, specific sensitization, eczema, or food allergy) between infants in the fish oil and control groups at 12 months of age (Fig 3). None of the children had a diagnosis of asthma by 12 months of age. There were no significant differences in recurrent wheeze or persistent coughing between the study groups at 6 or 12 months. All relationships remained nonsignificant after correction for capsule adherence, maternal age, paternal allergic disease, parity, gestation, gender, and maternal n-3 PUFA intake during pregnancy.

In infants who received more than 75% of the intended supplementation (the highest adherence quartile, No. = 145), there was a significantly lower prevalence of eczema at 12 months in the fish oil group ($P = .041$) but no significant differences between supplementation groups in any other allergic outcome.

The Relationship Between n-3 PUFA Status at 6 Months and Allergic Outcomes

We assessed the relationship between fatty acids levels and allergic outcomes in the combined population. Infants with higher erythrocyte EPA composition ($P = .033$) and higher EPA:AA ratio ($P = .022$) as well as higher plasma DHA levels ($P = .047$) at 6 months of age were significantly less likely to develop eczema by 12 months (Table 3).

These associations remained significant after adjustment for gender, paternal allergy, gestation, parity, and breastfeeding but were not significant after the addition of group allocation to the regression model (Table 3). Higher levels of AA ($P = .004$) and total n-6 PUFA ($P = .005$) (data not shown) levels at 6 months were associated with increased symptoms of eczema (recurrent dry, itchy, red and scaly patches of skin) at 6 months of age. Elevated plasma levels of DHA ($P = .027$) and total LC n-3 PUFA (EPA, docosapentaenoic acid [DPA], and DHA) ($P = .028$) at 6 months associated with a reduced risk of recurrent wheeze in the first 12 months of life, and these associations remained significant after adjustment for gender, paternal allergy, gestation, parity, breastfeeding, and group allocation (Table 4). No other significant associations were observed between LCPUFA levels at 6 months and allergic outcomes.

DISCUSSION

The purpose of this study was to further explore whether improving n-3 PUFA status through postnatal fish oil

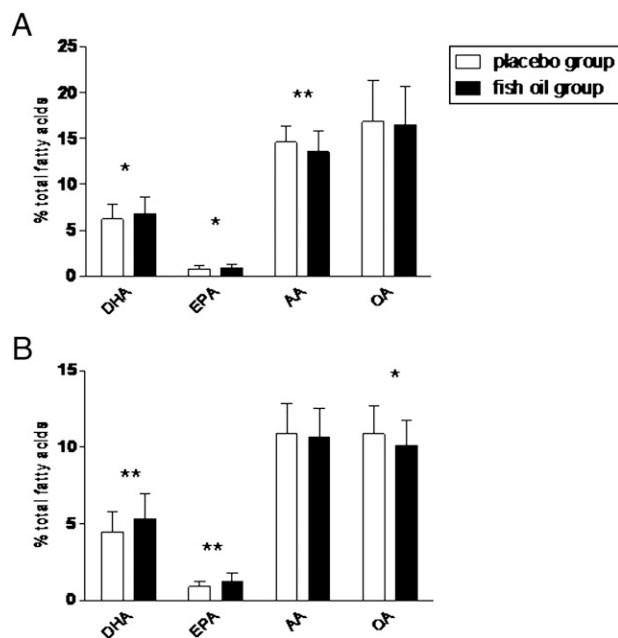


FIGURE 2 Infant fatty acid levels (% of total fatty acids) in (A) erythrocytes ($n=139$) and (B) plasma ($n=145$). Levels shown as mean \pm SD. * $P < .05$ and ** $P < .001$ indicate differences between the fish oil and placebo groups.

supplementation during early development can reduce the risk of allergic disease. Fish oil supplementation during pregnancy has achieved both immunomodulatory^{16,28} and allergy protective^{16–18,29} effects (systematically reviewed previously¹⁹), but no significant effects have been observed with postnatal supplementation after the age of 6 months.

Our results show that although the postnatal fish oil intervention was associated with potentially favorable effects on immune function at 6 months (D'Vaz et al, unpublished data), it did not achieve a reduction in the development of allergic disease in the first 12 months of life.

However, when examining the relationship between the n-3 PUFA levels at 6 months of age and allergic outcomes independent of supplementation group, we observed a protective relationship with subsequent eczema. This is consistent

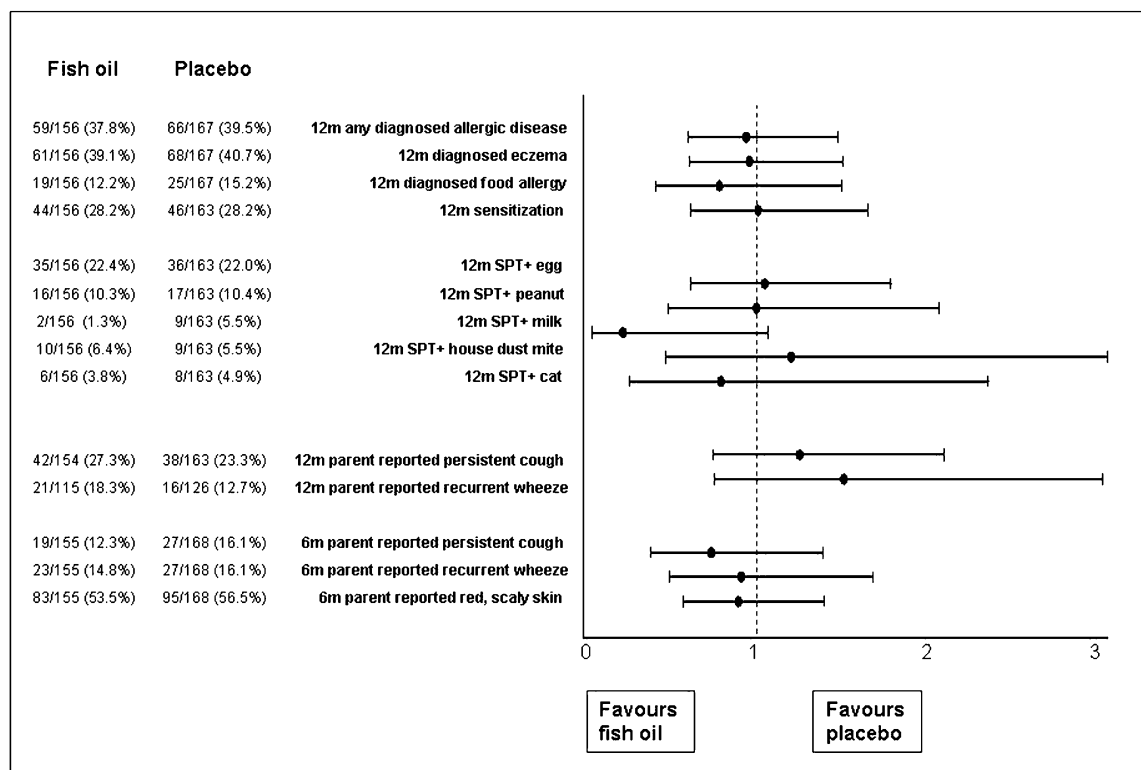


FIGURE 3 Left, Number and percentage of infants with allergic symptoms and disease at 6 and 12 months of age in the fish oil and placebo groups. Right, Odds ratios (mean, 95% CI) of children in the fish oil group having symptoms or disease compared with the placebo group.

TABLE 3 Comparison of Fatty Acid Levels Between Infants With and Without Eczema in the First Year of Life

	Infants With No Eczema	Infants With Eczema	Unadjusted Regression <i>P</i>	Adjusted ^a Regression <i>P</i>
Erythrocyte fatty acid levels at 6 mo (<i>n</i> = 139), % of total fatty acids, mean ± SD				
AA 20:4n6	14.0 ± 2.24	14.24 ± 1.78	.583	.638
EPA 20:5n3	0.91 ± 0.4	0.75 ± 0.4	.033*	.071
DHA 22:6n3	6.7 ± 1.7	6.35 ± 1.7	.236	.505
Total LC n3 (EPA + DPA + DHA)	9.5 ± 2.1	9.0 ± 2.1	.176	.325
EPA/AA	0.069 ± 0.04	0.054 ± 0.03	.022*	.055
Plasma fatty acid levels at 6 mo (<i>n</i> = 145), % of total fatty acids, mean ± SD				
AA 20:4n6	11.0 ± 1.8	10.7 ± 2.1	.401	.698
EPA 20:5n3	1.05 ± 0.48	1.01 ± 0.52	.639	.812
DHA 22:6n3	5.1 ± 1.42	4.6 ± 1.5	.047*	.103
Total LC n3 (EPA + DPA + DHA)	7.1 ± 1.88	6.51 ± 1.85	.063	.108
EPA/AA	0.1 ± 0.06	0.1 ± 0.058	.936	.867

* *P* < .05, differences reaching statistical significance. DPA, docosapentaenoic acid.

^a Adjusted for gender, paternal allergy, gestation, parity, breastfeeding, and group allocation.

with other studies that have associated improved early n-3 PUFA status with reduction in the risk of IgE associated disease,³⁰ eczema,^{17,31} and eczema severity.¹⁶ Also in accordance with others,³² plasma DHA levels were associated with reduced recurrent wheeze in the first year of life, indicating a possible effect on respiratory allergies. While Almquist et al³³ did not find an association between early fatty acid status and allergic

disease at 5 years of age, we will further investigate these relationships at 2.5 and 5 years of age when more reliable measures of aeroallergen sensitization and asthma become available.

The association between n-3 PUFA levels and subsequent eczema, however, was nonsignificant after adjustment for group allocation, which may indicate that factors associated with the supplementation, other than the effect on

fatty acid levels, influenced the development of cutaneous symptoms.

So, while a relatively high n-3 status at 6 months was somewhat associated with reduced allergic outcomes, direct post-natal fish oil supplementation during very early infancy was not effective in preventing allergic disease, which is consistent with the lack of significant effects of fish oil supplementation previously observed in late infancy.^{34,35} This, in conjunction with evidence from observational studies^{9–12} and pregnancy supplementation studies may suggest that allergy protective effects of fish oil supplementation are more likely to occur earlier in development.

In one of the earliest pregnancy intervention studies, we observed immunomodulatory effects in neonates,^{16,36–39} which was associated with reduced risk of allergen (egg) sensitization and eczema severity by 12 months of age.¹⁶ Similar effects on immune function at birth⁴⁰ and infant clinical outcomes^{17,31} of fish oil supplementation during pregnancy (some continuing through to lactation) have subsequently been confirmed by others. Additionally, a long-term beneficial effect of maternal fish oil supplementation on asthma development by 16 years of age was recently indicated.¹⁸

Immune studies show that significant differences in immune function are already evident at birth in children who develop allergic disease,^{41,42} and these established patterns may be difficult to modify with a postnatal intervention. However, it is also possible that our intervention was ineffective due to variance in protocol adherence. In support of this, the protocol analysis revealed a significant reduction in eczema prevalence in the participants who were more than 75% compliant with the supplementation, suggesting that relatively high doses of fish oil in early infancy may be effective in reducing eczema prevalence.

TABLE 4 Comparison of Fatty Acid Levels Between Infants With and Without Recurrent Wheeze in the First Year of Life

	Infants With No History of Wheeze	Infants With Recurrent Wheeze	Unadjusted Regression <i>P</i>	Adjusted ^a Regression <i>P</i>
Erythrocyte fatty acid levels at 6 mo (<i>n</i> = 139), % of total fatty acids, mean ± SD				
AA 20:4n6	14.02 ± 2.04	14.52 ± 2.23	.419	.707
EPA 20:5n3	0.84 ± 0.43	0.96 ± 0.39	.360	.123
DHA 22:6n3	6.6 ± 1.66	5.97 ± 1.59	.208	.249
Total LC n3 (EPA + DPA + DHA)	9.29 ± 2.14	8.95 ± 1.73	.599	.761
EPA/AA	0.063 ± 0.037	0.07 ± 0.036	.527	.164
Plasma fatty acid levels at 6 mo (<i>n</i> = 145), % of total fatty acids, mean ± SD				
AA 20:4n6	10.88 ± 1.87	10.44 ± 2.47	.433	.374
EPA 20:5n3	1.06 ± 0.50	0.81 ± 0.28	.082	.220
DHA 22:6n3	5.01 ± 1.51	4.02 ± 1.09	.027*	.018*
Total LC n3 (EPA + DPA + DHA)	7.0 ± 1.92	5.76 ± 1.35	.028*	.029*
EPA/AA	0.10 ± 0.058	0.08 ± 0.039	.237	.511

* *P* < .05, differences reaching statistically significance. DPA, docosapentaenoic acid.

^a Adjusted for gender, paternal allergy, gestation, parity, breastfeeding, and group allocation.

Despite the relatively high dose of n-3 PUFA used in our study, the increases in n-3 PUFA levels were modest, which could suggest issues with bioavailability and absorption of the ethyl ester supplements. Indeed, greater changes in infant fatty acid levels have been achieved by others using lower postnatal doses, delivered through maternal supplementation during lactation.⁴³ A study by Lauritzen et al also achieved relatively greater changes in infant fatty acid levels, which was interestingly not associated with allergic outcomes, although the study was not designed to evaluate allergy development.⁴⁴

Finally, olive oil may not have been the optimum control oil, although it is commonly used as a placebo, because it has some immunomodulatory effects (see review⁴⁵). Although n-9 oleic acid is found in high levels in breast milk and a relatively small additional amount

was given in the placebo capsules, plasma oleic acid levels were higher in the placebo group. However, it is unlikely the olive oil obscured an effect of the fish oil as allergy rates in both groups are similar to those observed in our previous studies of high-risk infants (data not shown).

CONCLUSIONS

Fish oil supplementation from birth to 6 months modestly, but significantly, elevated n-3 LCPUFA levels and reduced n-6 AA levels at the end of the supplementation period, although breast milk LCPUFA levels were another major determinant of infant PUFA status at this age. Although higher n-3 LCPUFA levels were associated with reduced risk of subsequent allergic outcomes, this was not significant after adjustment for supplementation group and was only examined in a subgroup with fatty acid

data measured. Importantly, the primary analysis revealed no significant effect of the intervention on infant allergic outcomes at 12 months of age. Thus, with emerging evidence of more allergy protective effects of LCPUFA in pregnancy compared with the postnatal period,^{19,29} we suggest that optimizing n-3 PUFA status remains desirable but best achieved through promoting maternal n-3 PUFA intake during pregnancy possibly in conjunction with lactation.

ACKNOWLEDGMENTS

We wish to thank the families and the infants who participated in the trial and the staff in the Childhood Allergy and Immunology Group (CAIR) research group who assisted with the study. We are particularly grateful to the obstetricians and midwives who assisted with recruitment. We acknowledge Lynette McCahon for performing the fatty acid analyses.

REFERENCES

1. Simopoulos AP. The importance of the ratio of omega-6/omega-3 essential fatty acids. *Biomed Pharmacother*. 2002;56(8):365–379
2. Black PN, Sharpe S. Dietary fat and asthma: is there a connection? *Eur Respir J*. 1997;10(1):6–12
3. Snijdwint FG, Kaliński P, Wierenga EA, Bos JD, Kapsenberg ML. Prostaglandin E2 differentially modulates cytokine secretion profiles of human T helper lymphocytes. *J Immunol*. 1993;150(12):5321–5329
4. Roper RL, Brown DM, Phipps RP. Prostaglandin E2 promotes B lymphocyte Ig isotype switching to IgE. *J Immunol*. 1995;154(1):162–170
5. Ariel A, Serhan CN. Resolvins and protectins in the termination program of acute inflammation. *Trends Immunol*. 2007;28(4):176–183
6. Arita M, Bianchini F, Aliberti J, et al. Stereochemical assignment, antiinflammatory properties, and receptor for the omega-3 lipid mediator resolvin E1. *J Exp Med*. 2005;201(5):713–722
7. Calder PC. The relationship between the fatty acid composition of immune cells and their function. *Prostaglandins Leukot Essent Fatty Acids*. 2008;79(3-5):101–108
8. Makrides M, Simmer K, Neumann M, Gibson R. Changes in the polyunsaturated fatty acids of breast milk from mothers of full-term infants over 30 wk of lactation. *Am J Clin Nutr*. 1995;61(6):1231–1233
9. Sausenthaler S, Koletzko S, Schaaf B, et al; LISA Study Group. Maternal diet during pregnancy in relation to eczema and allergic sensitization in the offspring at 2 y of age. *Am J Clin Nutr*. 2007;85(2):530–537
10. Newson RB, Shaheen SO, Henderson AJ, Emmett PM, Sherriff A, Calder PC. Umbilical cord and maternal blood red cell fatty acids and early childhood wheezing and eczema. *J Allergy Clin Immunol*. 2004;114(3):531–537
11. Salam MT, Li YF, Langholz B, Gilliland FD. Maternal fish consumption during pregnancy and risk of early childhood asthma. *J Asthma*. 2005;42(6):513–518
12. Calvani M, Alessandri C, Sopo SM et al; Lazio Association of Pediatric Allergology (APAL) Study Group. Consumption of fish, butter and margarine during pregnancy and development of allergic sensitization in the offspring. *Pediatr Allergy Immunol*. 2006;17(2):94–102
13. Romieu I, Torrent M, Garcia-Esteban R, et al. Maternal fish intake during pregnancy and atopy and asthma in infancy. *Clin Exp Allergy*. 2007;37(4):518–525
14. Willers SM, Devereux G, Craig LC, et al. Maternal food consumption during pregnancy and asthma, respiratory and atopic symptoms in 5-year-old children. *Thorax*. 2007;62(9):773–779
15. Fitzsimon N, Fallon U, O'Mahony D, et al; Lifeways Cross Generation Cohort Study Steering Group. Mothers' dietary patterns during pregnancy and risk of asthma symptoms in children at 3 years. *Ir Med J*. 2007;100(8 suppl):27–32
16. Dunstan JA, Mori TA, Barden A, et al. Fish oil supplementation in pregnancy modifies neonatal allergen-specific immune responses and clinical outcomes in infants at high risk of atopy: a randomized, controlled trial. *J Allergy Clin Immunol*. 2003;112(6):1178–1184
17. Furuhejm C, Warstedt K, Larsson J, et al. Fish oil supplementation in pregnancy and lactation may decrease the risk of infant allergy. *Acta Paediatr*. 2009;98(9):1461–1467
18. Olsen SF, Østerdal ML, Salvig JD, et al. Fish oil intake compared with olive oil intake in late pregnancy and asthma in the offspring: 16 y of registry-based follow-up from a randomized controlled trial. *Am J Clin Nutr*. 2008;88(1):167–175

19. Klemens CM, Berman DR, Mozurkewich EL. The effect of perinatal omega-3 fatty acid supplementation on inflammatory markers and allergic diseases: a systematic review. *BJOG*. 2011;118(8):916–925
20. Peat JK, Mhrshahi S, Kemp AS, et al. Three-year outcomes of dietary fatty acid modification and house dust mite reduction in the Childhood Asthma Prevention Study. *J Allergy Clin Immunol*. 2004;114(4):807–813
21. Marks GB, Mhrshahi S, Kemp AS, et al. Prevention of asthma during the first 5 years of life: a randomized controlled trial. *J Allergy Clin Immunol*. 2006;118(1):53–61
22. Toelle BG, Ng KK, Crisafulli D, et al; Childhood Asthma Prevention Team. Eight-year outcomes of the Childhood Asthma Prevention Study. *J Allergy Clin Immunol*. 2010;126(2):388–389, 389, e1–e3
23. Meldrum SJ, D'Vaz N, Dunstan J, Mori TA, Prescott SL. The Infant Fish Oil Supplementation Study (IFOS): design and research protocol of a double-blind, randomised controlled n—3 LCPUFA intervention trial in term infants. *Contemp Clin Trials*. 2011;32(5):771–778
24. Mori TA, Burke V, Puddey IB, et al. Purified eicosapentaenoic and docosahexaenoic acids have differential effects on serum lipids and lipoproteins, LDL particle size, glucose, and insulin in mildly hyperlipidemic men. *Am J Clin Nutr*. 2000;71(5):1085–1094
25. Dunstan JA, Roper J, Mitoulas L, Hartmann PE, Simmer K, Prescott SL. The effect of supplementation with fish oil during pregnancy on breast milk immunoglobulin A, soluble CD14, cytokine levels and fatty acid composition. *Clin Exp Allergy*. 2004;34(8):1237–1242
26. Hanifin JM, Rajka G. Diagnostic features of atopic dermatitis. *Acta Derm Venereol (Stockh)*. 1980;92(suppl 144):44–47
27. Severity scoring of atopic dermatitis: the SCORAD index. Consensus Report of the European Task Force on Atopic Dermatitis. *Dermatology*. 1993;186(1):23–31
28. Dunstan JA, Mori TA, Barden A, et al. Maternal fish oil supplementation in pregnancy reduces Interleukin -13 levels in cordblood of infants at high risk of atopy. *Clin Exp Allergy*. 2003;33(4):442–448
29. Palmer DJ, Sullivan T, Gold MS, et al. Effect of n-3 long chain polyunsaturated fatty acid supplementation in pregnancy on infants' allergies in first year of life: randomised controlled trial. *BMJ*. 2012;344:e184
30. Furuholm C, Warstedt K, Fagerås M, et al. Allergic disease in infants up to 2 years of age in relation to plasma omega-3 fatty acids and maternal fish oil supplementation in pregnancy and lactation. *Pediatr Allergy Immunol*. 2011;22(5):505–514
31. Palmer DJ, Sullivan T, Gold MS et al. Effect of n-3 long chain polyunsaturated fatty acid supplementation in pregnancy on infants' allergies in the first year of life: randomised controlled trial. *BMJ*. 2012 Jan 30; 344: e184. doi: 10.1136/bmj.e184
32. Mhrshahi S, Peat JK, Webb K, Oddy W, Marks GB, Mellis CM; CAPS Team. Effect of omega-3 fatty acid concentrations in plasma on symptoms of asthma at 18 months of age. *Pediatr Allergy Immunol*. 2004;15(6):517–522
33. Almqvist C, Garden F, Xuan W, et al; CAPS team. Omega-3 and omega-6 fatty acid exposure from early life does not affect atopy and asthma at age 5 years. *J Allergy Clin Immunol*. 2007;119(6):1438–1444
34. Mhrshahi S, Peat JK, Marks GB, et al; Childhood Asthma Prevention Study. Eighteen-month outcomes of house dust mite avoidance and dietary fatty acid modification in the Childhood Asthma Prevention Study (CAPS). *J Allergy Clin Immunol*. 2003;111(1):162–168
35. Toelle BG, Ng KK, Crisafulli D, et al; Childhood Asthma Prevention Team. Eight-year outcomes of the Childhood Asthma Prevention Study. *J Allergy Clin Immunol*. 2010;126(2):388–389, 389, e1–e3
36. Denburg JA, Hatfield HM, Cyr MM, et al. Fish oil supplementation in pregnancy modifies neonatal progenitors at birth in infants at risk of atopy. *Pediatr Res*. 2005;57(2):276–281
37. Prescott SL, Barden AE, Mori TA, Dunstan JA. Maternal fish oil supplementation in pregnancy modifies neonatal leukotriene production by cord-blood-derived neutrophils. *Clin Sci (Lond)*. 2007;113(10):409–416
38. Barden AE, Mori TA, Dunstan JA, et al. Fish oil supplementation in pregnancy lowers F2-isoprostanes in neonates at high risk of atopy. *Free Radic Res*. 2004;38(3):233–239
39. Prescott SL, Irvine J, Dunstan JA, Hii C, Ferrante A. Protein kinase Czeta: a novel protective neonatal T-cell marker that can be upregulated by allergy prevention strategies. *J Allergy Clin Immunol*. 2007;120(1):200–206
40. Krauss-Etschmann S, Hartl D, Rzehak P, et al; Nutraceuticals for Healthier Life Study Group. Decreased cord blood IL-4, IL-13, and CCR4 and increased TGF-beta levels after fish oil supplementation of pregnant women. *J Allergy Clin Immunol*. 2008;121(2):464–470, e6
41. Prescott SL, Macaubas C, Smallacombe T, Holt BJ, Sly PD, Holt PG. Development of allergen-specific T-cell memory in atopic and normal children. *Lancet*. 1999;353(9148):196–200
42. Tulic MK, Hodder M, Forsberg A, et al. Differences in innate immune function between allergic and nonallergic children: new insights into immune ontogeny. *J Allergy Clin Immunol*. 2011;127(2):470–478, e1
43. Gibson RA, Neumann MA, Makrides M. Effect of increasing breast milk docosahexaenoic acid on plasma and erythrocyte phospholipid fatty acids and neural indices of exclusively breast fed infants. *Eur J Clin Nutr*. 1997;51(9):578–584
44. Lauritzen L, Kjaer TM, Fruekilde MB, Michaelsen KF, Frøkiaer H. Fish oil supplementation of lactating mothers affects cytokine production in 2 1/2-year-old children. *Lipids*. 2005;40(7):669–676
45. Puertollano E, Alvarez de Cienfuegos G, et al. Significance of olive oil in host immune resistance to infection. *Br J Nutr*. 2007;98 (Suppl 1):54–58

(Continued from first page)

www.pediatrics.org/cgi/doi/10.1542/peds.2011-3104

doi:10.1542/peds.2011-3104

Accepted for publication Jun 4, 2012

Correspondence to Prof Susan Prescott, School of Paediatrics and Child Health Research (SPACH), Princess Margaret Hospital, University of Western Australia, PO Box D184, Perth, Western Australia, 6001 Australia. E-mail: susan.prescott@uwa.edu.au

PEDIATRICS (ISSN Numbers: Print, 0031-4005; Online, 1098-4275).

Copyright © 2012 by the American Academy of Pediatrics

FINANCIAL DISCLOSURE: The authors have indicated they have no financial relationships relevant to this article to disclose.

FUNDING: This project was funded by the National Health and Medical Research Council (NHMRC) of Australia (grant 53555). Dr Prescott is supported by an NHMRC Practitioner Fellowship. Dr D'Vaz is supported by PhD scholarships from the Princess Margaret Hospital Foundation and The Asthma Foundation of Western Australia.