

Review article

Trends in Mushroom cultivation and breeding

Bipasha Chakravarty

AAFC Lethbridge Research Centre, Lethbridge, AB T1J 4B1, Canada

*Corresponding author: bipasha123us@yahoo.com

Abstract

Mushrooms are highly nutritious and environment friendly crops that carry numerous medicinal benefits. The cultivation of edible mushrooms carries great relevance in today's world in the context of a burgeoning population growth and extreme pressure on the environment. But advances in research on mushroom breeding and production is very limited as compared to other crops. This may be partly due to a lack of previous knowledge of the genetics and breeding system in this crop. Classical breeding in mushrooms has been difficult due to the predominantly secondarily homothallic life cycle of this fungus. The cultivated strains thus display limited genetic variability. Also, developing an efficient genetic transformation technique and disease resistance is a challenging task in mushrooms. With the ongoing sequencing of the mushroom genome, knowledge of the gene organization and functions can be available and will help in developing better marker assisted selection breeding systems. This will lead to superior strains and along with an improvement in cultivation techniques, will pave the way for higher yield and quality.

Keywords: Mushrooms, Cultivation, Breeding system, Disease resistance, Transgenic breeding.

Abbreviations: MAS- Marker assisted selection; RAPD- Random amplification of polymorphic DNA; QTL- Quantitative trait loci.

Introduction











Mushrooms have been cultivated since ancient times for their nutritional value and flavour especially in the far eastern countries. The protein found in mushrooms is less than in animals but much more than in most plants. They have low fat content, high fibre and all essential amino acids and with the exception of iron, contain all important minerals too (Sadler, 2003). On exposure to UV-light, mushrooms also produce large amounts of vitamin D, which is normally difficult to obtain from a regular diet intake. In light of the growing incidences of cancer in today's world, it is high time people woke up to the beneficial effects of mushrooms and utilized their cancer-fighting qualities. This low cost vegetable is not only packed with nutrients like vitamin D but also has properties to ward off cancer, HIV-1 AIDS and numerous other diseases (Beelman et al., 2003). It is an economical crop to cultivate, requiring low resources and area, can be grown throughout the world and all over the year from low-cost starting materials. There is tremendous potential and appeal for growing a highly nutritious food with excellent taste from substrates that are plentiful and not very expensive (Beetz and Kustudia, 2004). Also, it is very environmental friendly, capable of converting the lignocellulosic waste materials into food, feed and fertilizers (Hadar et al., 1992; Jaradat, 2010). However, mushroom consumption and production is relatively low in comparison to other crops and investment in the mushroom industry is not very large (Chang, 2006). Of all protected crops grown in the world, the mushrooms have the largest gross value in terms of area grown but the total gross value of all protected crops is only a third of the value of the wheat crop. Study of mushroom science is a relatively new approach and the

mushroom industry is still small compared to other crops and therefore investment is limited.

Common cultivated mushrooms

Although there are well over 300 genera of mushrooms and related fleshy basidiomycetes, only a few species of these fungi are cultivated commercially. This may be due to the fact that many of them are mycorrhizal and may not sporulate in the absence of the host. But many saprophytic species have been amenable to cultivation. Some of the more common cultivated species listed here (Table 1) are the button mushroom, *Agaricus bisporus* which was widely cultivated in Europe before being exported to North America by the settlers; the Shiitake mushroom (*Lentinus edodes*) which is grown for centuries in China and other oriental countries and the oyster mushroom (*Pleurotus ostreatus*) which was collected as wild specimens from forests in Florida and later actively cultivated in several countries around the world. Also grown are the oriental Enoki or velvet stem mushroom (*Flammulina velutipes*) whose major production is in Japan; the paddy straw mushroom (*Volvariella volvacea*) and ear fungus (*Auricularia auricula*) which has great medicinal value. Other cultivated mushrooms are the Reishi mushroom (*Ganoderma lucidum*) which is used as an alternative medicine and also as flavouring agent in Japan; the Nameko (*Pholiota nameko*) grown in the orient and *Tremelia fuciformis* or white jelly fungi that is grown for use as food supplements in Taiwan. Varieties of *A. bisporus* that are grown commercially include the crimini and portabello. Truffles (*Tuber* species) live in close mycorrhizal association with roots of specific trees. They are considered a food delicacy and rated as one of the most expensive natural food in the world (Trappe et al., 2007).

Table 1. Some common commercial mushrooms

Common name	Latin name	Origin	Figure
Button mushroom	<i>Agaricus bisporus</i>	Europe	
Shiitake mushroom	<i>Lentinus edodes</i>	China	
Oyster mushroom	<i>Pleurotus ostreatus</i>	Florida	
Velvet stem mushroom	<i>Flammulina velutipes</i>	Japan	
Paddy straw mushroom	<i>Volvariella volvacea</i>	China, Japan	
Ear fungus	<i>Auricularia auricula</i>	China, Japan	
Reishi mushroom	<i>Ganoderma lucidum</i>	Japan	
Nameko mushroom	<i>Pholiota nameko</i>	China, Japan	
White jelly fungi	<i>Tremella fuciformis</i>	Taiwan	
Truffle	<i>Tuber aestivum</i>	Europe, New Zealand, Australia	

Medicinal uses of mushrooms

There are various chemical compounds found in mushrooms that reportedly have medicinal uses and benefits (Table 2). About 651 species representing 185 genera of mushrooms are reported to contain anti-tumour or immuno-stimulating polysaccharides that inhibit tumorigenesis. There is evidence that the β -D-glycans induce a biological response by binding to membrane complement receptor on immune effector cells. The lipid component of *Agaricus* was found to contain a compound with anti-tumour activity which was later identified as ergosterol (Takaku et al., 2001). Similarly the lipid fraction of *Grifola* exhibits antioxidant activity and inhibits enzymes that cause many chronic diseases including cancer (Inoue et al., 2002). The mushroom constituents not only inhibit progression of the disease by exerting direct cytotoxicity against tumour cells (Chang, 1996) but also upregulate other non-immune suppressing mechanisms. These constituents are beneficial even in some established tumours (Bender et al., 2003) and isolates from mushroom cells have cytostatic compounds that induce apoptosis in leukemia cells. The chemicals produced by species of *Ganoderma* have antibacterial properties (Smania et al., 1999) and have been shown to inhibit the growth of bacteria such as *Staphylococcus* (Mothana et al., 2000). Steroids isolated from them are active against numerous gram negative and gram positive microorganisms (Kuznetsov et al., 2005). The mycelial extracts from *Lentinula* produce antiprotozoal activities against *Paramecium* (Badalyan, 2004). Mushrooms also have antiviral properties and several compounds isolated from *Ganoderma* are active against HIV-1 (El-Mekkawy et al., 1998; Ichimura et al., 1998) and are also known to possess antiviral activity against influenza virus type 1. Of the numerous medicinal uses of mushrooms, just a few reports have been listed here.

Mushroom breeding strategies

Mushrooms have gained the reputation of being difficult organisms to work with and it was widely acknowledged that the mushroom, particularly *Agaricus bisporus* is not easy to manipulate through breeding. During early attempts at genetic improvement in the cultivated mushroom *A. bisporus*, there was not much understanding of the natural breeding system. The mushroom is now known to be a "secondarily homothallic" species with a single multiallelic mating type factor (Elliott and Langton, 1981). This understanding can evaluate the breeding methods previously used and to suggest alternatives. Strain selection based on single spores, multispores or tissue culture may give improvement in the short term but is not as effective as methods with controlled crossing. Mixing fertile strains may produce hybrids but they are sometimes difficult to identify. It is better to use non-fertile isolates because only the hybrids show fruiting. Early recognition of hybrids can be done using markers that can be expressed only in hybrid cultures and the incorporation of genetic resistant trait is especially useful for this.

Goals of mushroom breeding

Increasing the yield and quality of crops as well as resistance to diseases are the primary goals for mushroom breeders and mushroom research. Other goals include reducing production costs and the efficient use of compost for growth. Methods of mass selection based on natural chance mutation and programmed mutation by ionizing radiations such as γ -rays, X-rays and chemicals as well as cross breeding and

transgenic breeding are some of the methods carried out for this purpose. However, cross and transgenic breeding are more effective and have shown greater promise and progress in the last few decades (Fan et al., 2006). Areas of research for mushroom breeding relate directly to commercial benefits such as problems associated with cultivation, distribution and storage, senescence-induced browning and disease resistance.

Another aim of breeding in mushrooms is to incorporate various improved crop growing qualities such as shorter growth cycle and prevention of spore formation. Traditionally mushrooms produce billions of spores floating in the air which cause health problems such as lung allergy and fever attacks. Spores also lead to the blocking of climate installations and result in higher energy costs. A new sporeless oyster mushroom has been developed by Plant Research International, Wageningen, Netherlands by using molecular marker technology. After crossing various oyster mushroom cultivars, this analytical technique can be used to rapidly identify progeny with the highest chance of sporelessness (Okuda et al., 2009).

Other research areas for crop improvement in mushrooms are utilization of grain-based substrates substituted for traditional manure-based compost which will address issues related to outdoor composting and compost disposal and potentially offer sterilized substrate for biopharmaceutical manufacturing (Bechara et al., 2006). To increase yield, various strategies have been carried out. Many older strains which grow profusely and produce a large number of pins but never mature are hybridized with strains with less growth. Production of hybrids with increased thickness and density of mushroom cap as well as prolific nature of the hybrid strains has increased yield potential. Two methods successfully employed for breeding in the lab are protoplast culture and spore germination (Horgen et al., 1991; Kerrigan et al., 1992). Improvement of strains for commercially grown fungi was boosted 30 years ago with the development of methods for isolation of protoplasts (Chang et al., 1993).

This was performed using microbial enzymes that could digest the fungal cell walls and also provide an osmotic support for the naked protoplast. Methods to fuse protoplast from different sources followed later. Djajanegara and Masduki, (2010) carried out protoplast fusion between white and brown oyster mushrooms to obtain high productivity and long storage life. The regeneration of protoplasts is a time consuming and difficult process but has been performed successfully in species of *Pleurotus* and *Volvariella* (Reyes et al., 1998).

Breeding for disease resistance

Disease outbreaks can severely reduce the yield and productivity of commercial mushroom production. Many mushroom pathogens are resistant to benzimidazole fungicides or tolerant to prochloraz. New pathogens such as *Trichoderma aggressivum*, *Cladobotryum mycophilum* and the mushroom virus X have emerged at regular intervals over the years. Approved pesticides have been significantly reduced in Europe due to consumer and environmental concerns. Moreover, it is difficult to control many fungal diseases since mushroom itself is a fungus. This combination of circumstances makes controlling disease outbreaks in mushrooms more challenging. Disease control primarily depends on effective hygiene measures and sanitation. Knowledge of disease cycle and epidemiology of specific pathogens can provide growers with insight into how they are transmitted and spread. The control of growth environment by regulating the temperature and relative humidity has

Table 2. Some chemical compounds extracted from mushrooms

Chemical compounds	Obtained from	Properties
Peptido glycans	<i>Lentinus, Schizophyllum, Grifola, Sclerotinia</i>	Anti-tumour
Ergosterol	<i>Agaricus blazei</i>	Anti-tumour
Lipid fraction	<i>Grifola</i>	Anti-oxidant
Steroids, hydroquinones	<i>Ganoderma pfeifferi</i>	Anti-bacterial
Oxalic acid	<i>Lentinula edodes</i>	Anti-protozoal
Schizophyllan	<i>Schizophyllum commune</i>	Anti-tumour
Epicorazin	<i>Podaxis pistillaris</i>	Anti-microbial
Ganoderic acid	<i>Ganoderma lucidum</i>	Anti-viral (HIV)
Ganodric acid, lucidadiol,	<i>Ganoderma sps.</i>	Anti-viral (influenza)
Lignins	<i>Inonotus obliquus</i>	Anti-viral (HIV)
Polysaccharides	<i>Trametes versicolor</i>	Anti-viral (HIV)
Velutin	<i>Flammulina velutipes</i>	Anti-viral (HIV)
Illudins	<i>Omphalotus olearis</i>	Cytotoxic
Triterpenes	<i>Ganoderma concinnum</i>	Apoptosis
Polysaccharides	<i>Phellinus linteus</i>	Antiangiogenic
Hispolon, hispidin	<i>Indocalamus hispidin</i>	Anti-allergic
Ergosterol peroxide	<i>Tricholoma populinum</i>	Anti-allergic

resulted in containing the spread of some air-borne fungal pathogens without the application of genetic resistance or fungicides. But the development of fungicide resistant strains and restriction on the use of pesticides has increased requirement for resistant cultivars (Fletcher, 1992). Companies trying to develop disease resistant cultivars or pesticides cannot afford to undertake expensive research programs for these crops. There are thus, few cultivars that are bred specifically for disease resistance and available to the growers. *Agaricus bisporus* and *A.bitorquis* are valuable horticultural crops cultivated throughout the world with numerous strains and hybrids. There is not much work reported on comparing spawn strains and disease incidence and strains marketed that are disease resistant. Van Zaayen and Van der Pol-linton, (1977) studied different strains of *A. bitorqui* and found five strains that were less susceptible to false truffle disease (*Diehlomyces microsporium*). Peng, (1986) also noticed differences in disease susceptibility and found strains of *A.bisporus* that were naturally more resistant to *Verticillium fungicola*. He also found strain variation in response to bacterial blotch (*Pseudomonas tolasii*).

The occurrence of viral diseases in *A.bisporus* varies with strains but it may also be due to incompatibility between strains that prevents anastomosis which is a mode of transmission for the disease inoculum. Selecting and breeding of the naturally resistant strains was carried out. Challen and Elliott, (1987) bred novel strains of *A.bisporus* which were resistant to four fungicides. Research on disease control and diagnosis by PCR tests of major disease-causing organisms of mushrooms such as *Verticillium*, *Trichoderma* and La France disease virus has been performed in many labs (Chen et al., 1999). The existence of a viral complex associated with La France disease and characterization of three RNA viruses in *A.bisporus* have been identified by molecular methods. The genetic engineering of mushrooms with *Bacillus subtilis* bacteria that can control the growth of disease-causing fungi such as *Trichoderma* is an area of promise for future mushroom research.

Hybrid breeding

The hybrid mushroom strains introduced in the 1980s were well received and popular and have limited the choice of production characteristics and range of tolerance to environmental and cultural stresses. Cross breeding has been carried out since 1983 in mushrooms with the production of hybrids in *Lentinula* (Zhang and Molina, 1995), *Pleurotus* and *Agaricus* (Fritsche, 1983). Hybrid strains have not only given mushrooms that show resistance to diseases and pests but also reduced the dependence and risks of environmental and cultural stresses. Hybrids obtained by pairing monosporic cultures are cultivated to evaluate the production characteristics accompanied by RAPD and RFLP analysis. Mushroom breeding requires a large investment of capital and patience from both the breeder and grower. A number of specific industry standards have been adopted to grow strains available to the public for the last 30 years. For a new strain to be successful, some modifications in growing parameters are required for optimal growth. Traditionally growers had to adapt growing systems to accommodate cultural needs such as modifying flushing regimes, watering patterns and harvesting practices to optimize strain performance. Modifying cultural practices such as frequency and timing of irrigations are required for successful future strain development.

Marker Assisted Selection breeding (MAS) in mushrooms

Breeders now use DNA molecular markers to identify and select specific genes to locate superior traits. Repetitive DNA sequences are used to generate markers by PCR based techniques (Khush et al., 1991) as well as RAPD methods (Yan and Jing, 2005; Milad et al., 2011) Computer softwares are used to take the experimental data and generate genetic maps (Foulongne-Oriol et al., 2011). The use of genetic markers is easier for monogenic traits that segregate in distinct phenotypes in mushrooms. Previously white and off-white mushrooms

strains dominated the industry and each strain had certain favourable and unfavourable traits associated with them. The off white strains were better for mechanical harvesting but not conducive to canning due to discoloration whereas the white strains were less prolific but did not discolour on slicing and canning. Fritsche (1986) combined both strains in a breeding program to produce a hybrid with best qualities of each strain. By the introduction of DNA molecular markers, mushroom spawn producers can identify and fingerprint their strains providing greater patent protection and provide resources to expand breeding programs (Zhang et al., 2010a). Today MAS allows for a fast, easy and cheap method for the screening of cultures and selection in mushroom breeding (Kerrigan, 2000). The markers are associated with agronomic traits such as cap shape, color and quality (Miyazaki et al., 2010). MAS can identify the homokaryons with desirable traits without waiting for the fruiting stage, making it easier and faster than conventional breeding. The use of genetic markers for monogenic traits that segregate in distinct phenotypic characters such as cap colour have been used to introduce brown colour of a wild variety into commercial hybrids by introgression breeding. Also, the introduction of sporeless trait to commercial strains of *Pleurotus* was done by this method (Okuda et al., 2009). Complex traits such as yield, disease resistance and quality characteristics are usually inherited quantitatively. These traits are found to be associated with quantitative trait loci (QTL). Many QTL loci that are responsible for causing diseases such as bacterial blotch and dry bubble have been located. Intercrossing and backcrossing has given rise to hybrids that are less sensitive to these diseases. A large number of natural genetic variability already exists in wild populations of *A. bisporus* and it is not always necessary to modify or genetically engineer strains (Loftus et al., 2000). Thus, utilizing traditional breeding methods to explore traits from wild isolates can expand the genetic base of the cultivated mushrooms. But it is not clear which traits exist in the wild germplasm collection and if they can be successfully bred into commercial strains.

Transgenic breeding

At present there are no transgenic mushroom strains available commercially but several research groups are working towards that direction with good progress. The use of recombinant DNA technique for creating transgenic mushrooms has created numerous possibilities and opportunities. Importing genes from unrelated sources is now possible and it is not restricted to searching for desirable genes only within the species. Transformation techniques used with other filamentous fungi are being adapted for the mushroom (Van de Rhee et al., 1996a). Various techniques such as polyethylene glycol (Li et al., 2006), electroporation and particle bombardment have been used to incorporate DNA into protoplasts, mycelium or basidiospores.

An efficient homologous site-directed integration of the transformation plasmid was done by isolating the tyrosinase genes responsible for mushroom browning from *Agaricus bisporus* and introducing it in antisense orientation (Van de Rhee et al., 1996b). However, the multinuclear nature of fertile *Agaricus* mycelia presented a problem for stable transgenic mushrooms. Another gene isolated and identified in mushrooms was the mannitol-dehydrogenase (MtDH) gene and its 3-dimensional structure has now become available (Sassoon et

al., 2001). Isolation of this gene can allow the production of mushrooms with altered mannitol profiles and ultimately yield strains with higher dry matter content or better pathogen resistance (Stoop and Mooibroek, 1998). The use of direct gene delivery techniques such as particle bombardment has also been carried out as an alternative method for genetic transformation in mushrooms (Li and Horgan, 1993). This process involves the bombardment of intact tissues with tungsten or gold particles coated with donor DNA and penetrating the recipient tissue. It has the advantage of being less laborious and often the problematic production and regeneration of protoplasts can be avoided. In many laboratories, attempts have been undertaken to introduce hygromycin-B resistance and other selectable markers by particle bombardment. However, this technique has not yet resulted in the selection of stable transformants or an applicable system.

Agrobacterium-based transformation

While many other transformation techniques are not very reliable or stable, the use of the soil bacterium, *Agrobacterium tumefaciens* for transformation reportedly yields stable transformants. The *Agrobacterium* system allows transformation of both homokaryons and heterokaryons and both karyotypes of a heterokaryon can be transferred simultaneously (Mikosch et al., 2001). The use of *A. tumefaciens* for efficient transformation and induction of its virulence gene with the plant hormone acetosyringone was first carried out in *Agaricus bisporus* by De Groot et al. (1998). But the limitations of this method were that it was not reproducible, showed false positives, low level of integration and DNA modification after integration. Also important is the necessity to include redundant DNA in the transformation vector that have no function in *Agaricus* but are needed for gene transfer only. A successful *Agrobacterium*-mediated transformation was done by infecting the fruiting gill tissue with *Agrobacterium* strains carrying the gene construct of interest and use of a vector with homologous promoter (Chen et al., 2000). In most cases, the multinuclear nature of mushroom mycelia has restricted the advances of genetic breeding to yield strikingly improved features (Stoop and Mooibroek, 1999). Many transgenic manipulations with mushrooms will require the transfer of the gene to both parental lines so that the offsprings mimic the natural inheritance process by carrying duplicate copies of the gene. In others, introduction of a single copy of the gene is sufficient and the resulting transgenic line may require further selection before introduction as commercial strains. Areas for transgenic breeding possibilities include importing *cry* genes from *Bacillus thuringiensis* for insect resistance and synthetase resistance from *Agrobacterium* for glyphosphate herbicide resistance.

Sequencing the mushroom genome

With the onset of the Genomics era, the nucleotide sequences of entire genomes have been determined (Yu et al., 2002; Buell et al. 2003). With regard to mushrooms, a proposal honoured by the US Department of Energy and carried out by "Joint Genome Institute" of America is underway for sequencing the genomes of the button mushroom, *Agaricus bisporus* (Kerrigan, 2009) and also the oyster mushroom, *Pleurotus ostreatus* (Pisabarro et al., 2006). The proposal draws up a document that

substantiates the importance of sequencing the mushroom genome since mushrooms are now regarded as being very important for the environment. This is in view of the fact that mushrooms help in degradation of plant material into less harmful substances, are also used to remove heavy metals from waste flows and also play a role in production of biofuels (Thwaites et al., 2007). Sequencing work in *Schizophyllum commune*, a wood-degrading fungus was already completed this year (Ohm et al., 2010) by an international consortium of mushroom researchers and will now be available in public domain. After sequencing, investigations will continue into how sets of functionally related genes are organized and clustered into chromosomes. Also how these genes are distributed in related and non-related organisms will be observed. It will open up possibilities as to when and where a particular gene will become active and why. Applying functional genomics to look at gene expression, promoter, transcriptional and other regulator elements by using tools of gene silencing are other areas of research. For breeders using DNA markers, a more detailed and directed breeding of new mushroom strains can now be done. It opens the possibility of identifying regions of DNA associated to more complicated traits such as disease resistance and cellulose metabolism. Breeding advances made in other crops after mapping their genomes can also be realized in case of mushrooms.

Future scope

The use of genetic engineering in mushroom industry will be determined by economic factors related to necessity and resources. Due to funding constraints, mushrooms are very much lagging behind other crops in terms of advancement in molecular biotechnology. Public acceptance of genetically modified foods and greater consumption of mushrooms can increase research efforts (Snow and Palma, 1997). Traits controlled by single genes such as viral and insect resistance and resistance to fungal and bacterial pathogens and pesticides can be targeted first since they are simpler to tackle.

With mapping of the mushroom genome and understanding of the functional genomics in mushrooms, complex traits such as yield, size, colour, shelf-life, and physical stress which are controlled by more than one gene can be undertaken in the future. Mushrooms can also be utilized as bioreactors in industry for the synthesis of proteins and pharmaceutical compounds (Tang et al., 2007). A higher biomass of mushrooms can be produced on low-cost waste materials in a secure containment facility with the option of automation and mechanical harvesting (Lee et al., 2002). The proteins manufactured in mushrooms will also have higher specific biological activities in humans than those produced from plants (Lum and Min, 2011). The production of new mushroom cultivars with novel and improved traits will provide the industry with options for solving food problems (Zhang et al., 2010b) and increase the production efficiency. Improvement of tools available to the breeder, decoding mushroom genome and commercial pressure facing the industry can propel efforts for new strain development in the future.

Acknowledgements

The author wishes to acknowledge the facilities provided at Rolland Farms Ltd. Campbellville, Ontario for carrying out research work on mushrooms during her tenure there.

References

- Badalyan SM (2004) Antiprotozoal activity and mitogenic effect of mycelium of culinary medicinal shiitake mushroom *Lentinus edodes* (Berk.) Singer (Agaricomycetidae). *Int J Med Mushrooms* 6: 131-138.
- Bechara MA, Heinemann P, Walker PN, Romaine CP (2006) Non-composted grain-based substrates for mushroom production (*Agaricus bisporus*). *Trans ASABE* 49:819-824.
- Beelman RD, Royse D, Chikthimmah N (2003) Bioactive components in *Agaricus bisporus* Imbach. of nutritional, medicinal or biological importance. *Int J Med Mushrooms* 5: 321-337.
- Beetz A, Kustudia M (2004) Mushroom cultivation and marketing. In: <http://attra.ncat.org/attra-pub/PDF/mushroom.pdf>.
- Bender S, Dumitrache CN, Backhuus J, Christie G, Cross RF, Lonergan GT (2003) A case for caution in assessing the antibiotic activity of extracts of culinary medicinal Shiitake mushroom [*Lentinus edodes* (Berk.) Singer] (Agaricomycetidae). *Int J Med Mushrooms* 5: 31-35.
- Buell CR, Joardar V, Lindenberg M, Fraser GM, Collmer A (2003) The complete genome sequence of the *Arabidopsis* and tomato pathogen, *Pseudomonas syringae* pv. tomato DC3000. *Proc Nat Acad Sci* 100: 10181-10186.
- Challen MP, Elliott TJ (1987) Production and evaluation of fungicide resistant mutants in the cultivated mushroom *Agaricus bisporus*. *Trans Brit Mycol Soc* 88: 433-439.
- Chang ST, Buswell JA, Miles PG (ed) (1993) In: *Genetics and Breeding of Edible Mushrooms*. Gordon and Breach Science Publishers. The Netherlands. pp.125-143.
- Chang ST (1996) Mushroom research and development - equality and mutual benefit. *Proceedings of the 2nd International Conference on Mushroom Biology and Mushroom Products*. Pennsylvania State University, Pennsylvania, USA pp.1-10.
- Chang ST (2006) The world mushroom industry: trends and technological developments. *Int J Med Mushrooms* 8: 297-314.
- Chen X, Romaine CP, Ospina-Giraldo MD, Royse DJ (1999) A PCR-based test for the identification of *Trichoderma harzianum* biotypes 2 and 4 inciting the worldwide green mold epidemic in cultivated *Agaricus bisporus*. *Appl Microbiol Biotechnol* 52: 246-250.
- Chen X, Stone M, Schlaghauser C, Romaine CP (2000) A fruiting body tissue method for efficient *Agrobacterium*-mediated transformation of *Agaricus bisporus*. *Appl Environ Microbiol* 66: 4510-4513.
- DeGroot MJA, Bundock P, Hooykaas PJJ, Beijersbergen, AGM (1998) *Agrobacterium tumefaciens*-mediated transformation of filamentous fungi. *Nat Biotechnol* 16: 839-842.
- Djajanegara I, Masduki A (2010) Protoplast fusion between white and brown oyster mushrooms. *Indonesian J Agric Sci* 11: 16-23.

- Elliott TJ, Langton FA (1981) Strain improvement in the cultivated mushroom *Agaricus bisporus*. *Euphytica* 30: 175-182.
- El-Mekkawy S, Meselhy MR, Nakamura N, Tezuka Y, Hattori M, Kakiuchi N (1998) Anti-HIV-1 and anti-HIV-1 protease substances from *Ganoderma lucidum*. *Phytochem* 49: 1651-1657.
- Fan L, Pan H, Soccol AZ, Pandey A, Soccol CR (2006) Advances in mushroom research in the last decade. *Food Technol Biotechnol* 44: 303-311.
- Fletcher JT (1992) Disease resistance in protected crops and mushrooms. *Euphytica* 63: 33-49.
- Fletcher JT, White PF, Gaze RH (1989) In: *Mushrooms-Pest and Disease control*. 2nd edn. Intercept, Andover, Hants.
- Foulongne-Oriol M, Dufourcq R, Spartaro C, Devesse C, Broly A, Rodier A, Savoie JM (2011) Comparative linkage-mapping in the white button mushroom *Agaricus bisporus* provides foundation for breeding management. *Curr Genet* 57: 39-50.
- Fritsche G (1983) Breeding *Agaricus bisporus* at the experimental station, Horst. *Mushroom J* 122: 49-53.
- Fritsche G (1986) Sinden Award lecture 1985. Breeding mushrooms. *Mushroom J* 157: 4-17.
- Hadar Y, Keren Z, Gorodecki B, Ardon O (1992) Utilization of lignocellulosic waste by the edible mushroom *Pleurotus*. *Biodegradation* 3: 189-205.
- Horgen PA, Jin T, Anderson JB (1991) The use of protoplast production, protoplast regeneration and fragment length polymorphisms in developing a systematic and highly reproducible breeding strategy for *Agaricus bisporus*. In: van Griensven LJLD (ed) *Genetics and Breeding of Agaricus*. Pudoc Wageningen.
- Ichimura T, Watanabe O, Maruyama S (1998) Inhibition of HIV-1 protease by water-soluble lignin-like substance from an edible mushroom *Fuscoporia oblique*. *Biosci Biotechnol Biochem* 62: 575-577.
- Inoue A, Kodama N, Nanba H (2002) Effect of maitake (*Grifola frondosa*) D-fraction on the control of the T lymph node Th-1/Th-2 proportion. *Biol Pharm Bull* 25: 536-540.
- Jaradat AA (2010) Genetic resources of energy crops: biological systems to combat climate change. *Aust J Crop Sci* 4: 309-323.
- Kerrigan RW, Baller LM, Horgen PA, Anderson JB (1992) Strategies for the efficient recovery of *Agaricus bisporus* homokaryon. *Mycologia* 84: 575-579.
- Kerrigan RW (2009) *Agaricus bisporus* mushroom genome sequencing. *Mushroom News* 57: 4-5.
- Kerrigan RW (2000) A brief history of marker assisted selection in *Agaricus bisporus*. In: van Griensven LJLD (ed) *Science and Cultivation of Edible Fungi*. Balkema, Rotterdam.
- Khush RS, Morgan L, Becker E, Wach M (1991) Use of polymerase chain reaction (PCR) in *A. bisporus* breeding programs. In: van Griensven LJLD (ed) *Genetics and Breeding of Agaricus*. Pudoc Wageningen.
- Kuznetsov OI, Milkova EV, Sosnia AE, Sotnikova NI (2005) Antimicrobial action of *Lentinus edodes* juice on human microflora. *Mikrobiol Epidemiol Immunobiol* 1: 80-82.
- Lee HY, Kim WR, Min BH (2002) Automation of solid-state bioreactor for oyster mushroom composting. *Mycobiology* 30: 228-232.
- Li A, Horgan PA (1993) Attempts to develop a transformation system in *Agaricus bisporus* using particle bombardment and several other novel approaches. *Cult Mushroom Newsletter* 1: 11-16.
- Li G, Li R, Liu Q, Wang Q, Chen M, Li B (2006) A highly efficient polyethylene glycol-mediated transformation method for mushrooms. *FEMS Microbiol Lett* 256: 203-208.
- Loftus MG, Bouchti-King L, Robles C (2000) Use of a SCAR-marker for cap color in *Agaricus bisporus* breeding programs. In: van Griensven LJLD (ed) *Science and Cultivation of Edible Fungi*. Balkema, Rotterdam.
- Lum G, Min XJ (2011) Plant secretomes: current status and future perspectives. *Plant Omics J* 4: 114-119.
- Mikosch TSP, Lavrijssen B, Sonnenberg ASM, van Griensven LJLD (2001) Transformation of the cultivated mushroom *Agaricus bisporus* (Lange) using T-DNA from *Agrobacterium tumefaciens*. *Curr Genet* 39: 35-39.
- Milad SI, Wahba LE, Barakat MN (2011) Identification of RAPD and ISSR markers associated with flag leaf senescence under water-stressed conditions in wheat (*Triticum aestivum* L). *Aust J Crop Sci* 5: 337-343.
- Miyazaki K, Sakai M, Miyazaki Y (2010) Mapping of genes abundantly expressed during fruiting body formation of *Lentinula edodes*. *Breed Sci* 60: 80-86.
- Mothana RAA, Jansen R, Julich WD, Lindequist U (2000) Ganomycin A and B, new antimicrobial farnesyl hydroquinones from the basidiomycete *Ganoderma pfeifferi*. *J Nat Prod* 63: 416-418.
- Ohm RA, deJong JF, Lugones LG, Aerts A, Kothe E, Stajich JE, deVries RP. et al. (2010) Genome sequencing of the model mushroom *Schizophyllum commune*. *Nat Biotechnol* 28: 957-963.
- Okuda Y, Murakami S, Matsumoto T (2009) Development of STS markers suitable for marker assisted selection of sporeless trait in oyster mushroom *Pleurotus pulmonarius*. *Breed Sci* 59: 315-319.
- Peng JT (1986) Resistance to disease in *Agaricus bisporus* (Lange) Imbach. Ph.D. thesis University of Leeds, UK.
- Pisabarro A, Ramirez L, Gathman AC, Martin F, Kues U, Hadar Y, Kubicek C, Cullen D, Henrissat B, Vlgalys R, Martin JF (2006) In: www.jgi.doe.gov/sequencing/why/5009.html.
- Reyes RG, Eguchi F, Ijima T, Higaki M (1998) Regeneration of protoplasts from hyphal strands of *Volvariella volvacea*. *J Wood Sci* 44: 401-407.
- Sadler M (2003) Nutritional properties of edible fungi. *Brit Nutr Found Bull* 28: 305-308.
- Sassoon J, Horer S, Stoop JMH, Mooibroek H, Baumann U (2001) Crystallization and preliminary crystallographic analysis of mannitol dehydrogenase (MtDH) from the common mushroom *Agaricus bisporus*. *Acta Crystall* 57: 711-713.
- Smania JA, Monache DF, Smania EFA, Cuneo RS (1999) Antibacterial activity of steroidal compounds isolated from *Ganoderma applanatum* (Pers.) Pat. (Aphyllphoromycetidae) fruit body. *Int J Med Mushrooms* 1: 325-330.
- Snow AA, Palma PM (1997) Commercialization of transgenic plants: potential ecological risks. *BioSci* 47: 86-96.

- Stoop JMH, Mooibroek H (1998) Cloning and characterization of NADP-dependent mannitol dehydrogenase from the button mushroom *Agaricus bisporus* and its expression in response to NaCl stress. *Appl Environ Microbiol* 64: 4689-4690
- Stoop JMH, Mooibroek KH (1999) Advances in genetic analysis and biotechnology of the cultivated button mushroom, *Agaricus bisporus*. *Appl Environ Microbiol* 52: 474-483.
- Takaku T, Kimura Y, Okuda H (2001) Isolation of an antitumour compound from *Agaricus blazei* Murill and its mechanism of action. *J Nutr* 131: 1409-1413.
- Tang YJ, Zhu LW, Li HM, Li DS (2007) Submerged culture of mushrooms in bioreactors- challenges, current state of the art and future prospects. *Food Technol Biotechnol* 45: 221-229.
- Thwaites JM, Farrell RL, Duncan SD, Lamar RT, White RB (2007) Fungal-based remediation: treatment of PCP contaminated soil in New Zealand. In: Singh N, Tripathi RD (eds) *Environmental Bioremediation Technologies*. Springer. pp. 464-478.
- Trappe M, Evans F, Trappe JM (2007) *Field guide to North American truffles: hunting, identifying and enjoying the world's most prized fungi*. Natural History Series, Ten Speed Press.
- Van de Rhee MD, Graca PMA, Huizing HJ, Mooibroek H (1996a) Transformation of common mushroom *Agaricus bisporus*. *Mol Gene Genet* 250: 252-258.
- Van de Rhee MD, Mendes O, Werten MWT, Huizing HJ, Mooibroek H (1996b) Highly efficient homologous integration via tandem exo- β 1,3-glucanase genes in common mushroom *Agaricus bisporus*. *Curr Genet* 30: 166-173.
- Van Zaayen A, Van Pol-Linton B (1977) Heat resistance, biology and prevention of *Diehliomyces microsporus* in crops of *Agaricus* species. *Nether J Plant Pathol* 83: 221-240.
- Yan PS, Jing JH (2005) Preliminary research of the RAPD molecular marker assisted breeding of the edible basidiomycete *Stropharia rugoso-annulata*. *World J Microbiol Biotechnol* 21: 559-563.
- Yu J, Hu S, Wang J, Wong GK, Wang J, Zhu L, Yuan L, Yang H (2002) A draft sequence of the rice genome (*Oryza sativa* L. ssp. *indica*). *Science* 296: 79-92.
- Zhang YF, Molina FI (1995) Strain typing of *Lentinula edodes* by random amplified polymorphic assay. *FEMS Microbiol Lett* 131:17-20.
- Zhang R, Hu D, Zhang J, Zuo X, Jiang R, Wang H, Ng TB (2010a) Development and characterization of simple sequence repeat (SSR) markers for the mushroom *Flammulina velutipes*. *J Biosci Bioeng* 110: 273-275.
- Zhang Z, Duan Z, Chen Z, Xu P, Li G (2010b) Food security of China: the past present and future. *Plant Omics J* 3: 183-189.