

## ACCEPTED MANUSCRIPT

# Optimization of Physicochemical Process for Pre-treatment of Fine Suspension by Flocculation Prior to Dewatering

B. Oyegbile<sup>a,\*</sup>, P. Ay<sup>a</sup>, S. Narra<sup>a,b</sup>

<sup>a</sup>Chair of Minerals Processing, Brandenburgische Technische Universität Cottbus-Senftenberg, Siemens-Halske-Ring 8, 03046 Cottbus, Germany

<sup>a,\*</sup>Tel: +49 (0)355 69 4324; Fax: +49 (0)355 69 2929; Email: oyegbaki@tu-cottbus.de

<sup>a</sup>Tel: +49 (0)355 69 3635; Fax: +49 (0)355 69 2929; Email: peter.ay @tu-cottbus.de

<sup>b</sup>Department of Technical Environment and Climate Protection, Lübeck University of Applied Sciences, Mönkhofer Weg 239, 23562 Lübeck, Germany

<sup>a,b</sup>Tel: +49 (0)451 300 5064; Fax: +49 (0)355 69 2929; Email: satyanarayana.narra@fh-luebeck.de

Received 22 October 2014; Accepted 13 April 2015

## Abstract

In the design of process reactors, it is often necessary to tailor the separation technique to the dynamics and characteristics of the working slurry. This study reports the results of physicochemical optimization tests conducted on a model system prior to its pre-treatment in a conical Couette device. The assessment of the flocculation performance was carried out on the basis of surrogate indicators such as sludge volume index  $I_{sv}$  and supernatant turbidity; which were chosen on the strength of a preliminary investigation and the particular solid-liquid separation method employed in this study. The results of this investigation showed that the lowest sludge volume index  $I_{sv}$  of 4.2 and residual turbidity of 7.27 NTU were obtained at the optimum polymer dose of 2 kg/t TS in single conditioning and 4 kg/t in dual additions. Theoretical charge neutralization of 48.4 %, 37.8 % and 49.1 % for the single conditioning and 32.1 %, 25.1 % and 32.6 % for the dual additions were recorded at the optimum conditions. The optimum dosage values confirmed polymer bridging as the primary flocculation mechanism. The analysis provides information on the slurry polymer-dose response and will serve as a guide for polymer selection and subsequent performance optimization of the pre-treatment devices under development.

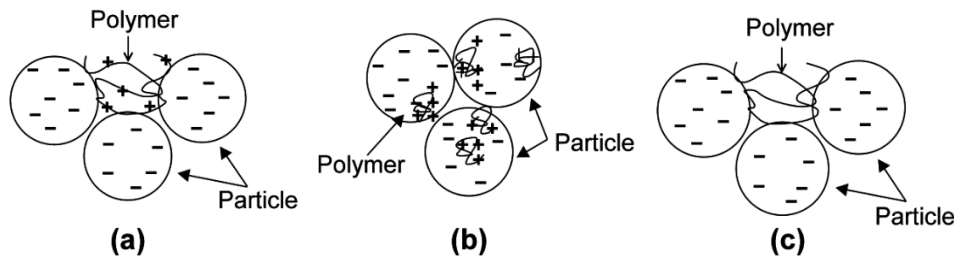
**Keywords:** Pelleting flocculation, dual conditioning, sludge index, residual turbidity, net surface charge.

## Introduction

Flocculation plays a very important role in the treatment of suspensions and fine particulate systems. This physicochemical process is highly indispensable in both upstream and downstream solid-liquid separation processes. It involves the destabilization and aggregation of charged particles in suspension using high molecular weight synthetic polymers [1-6]. A number of

interfacial forces and interactions that play key roles in this process are well-understood in the light of classical and extended DLVO theories and have been extensively reviewed in several scientific publications [7-10].

The flocculation process essentially consists of two principal steps: the destabilization of charged colloidal particles, and the transport of these particles to close proximity of another particle leading to collision and final aggregation [11-12]. Several mechanisms have been attributed to the flocculation of charged suspension such as charge neutralization; polymer bridging; electrostatic patch-charge, depletion flocculation; network flocculation; and polymer complex formation. However, the dominant concepts in the case of polyelectrolyte-mediated destabilization are surface charge neutralization (ion exchange), charge patch formation, and polymer bridging as illustrated in Fig. 1 [13-19].



**Fig. 1:** A Schematic representation of dominant flocculation mechanisms (a) charge neutralization (b) charge patch formation (c) polymer bridging. Adapted from Ref. [19].

Previous research work in this field has revealed that complete charge neutralization does not necessarily guarantee an optimal flocculation condition. An ideal flocculant is able to partially neutralize the surface charge responsible for particle repulsion, and adsorb with loops and tails extending into the solution for bridging with other particles [20-23]. In fact, the efficiency of any flocculation process will largely depend on several factors including the choice of flocculant type, dosage, ionic strength, total dissolved solids, and the size and distribution of colloidal particles in suspension [24].

In the design of process equipment, it is of great importance to tailor the flocculation process to a particular solid-liquid separation method to be employed as the floc characteristics necessary for different separation methods are unique [25-26]. Therefore, the laboratory test should imitate the essentials of the full-scale operating conditions (e.g. settling, flotation, centrifugation, filtration, sedimentation, etc.) as much as possible. [27]. For instance, sedimentation requires dense and large flocs with regular spherical shape; centrifugation, on the other hand, requires strong, dense and large flocs; while floatation requires low-density flocs with narrow size distribution [28]. However, filtration, which is also a common solid-liquid separation method when dealing with a very fine particulate system, requires porous, strong, and permeable flocs.

However, the control of aggregate or floc structure, as well as the choice of pre-treatment chemicals during the flocculation process, is a daunting task. The structure of the final aggregates is influenced by different parameters such as the throughput constraints, required outputs, polymer chemistry, polymer charge, particle surface charge, polymer dosage, and the mixing regime [29-30]. In general, the choice of separation method will determine to a greater extent the desired floc's characteristics; and as such, any flocculation optimization process must adequately take this into account. Tab. 1 provides a snapshot of conventional separation methods as well as the applicable laboratory testing methods and required floc characteristics. In most of these tests, the optimum flocculation condition is determined either by direct in-situ observation such as particle counting, or by using indirect indicators of flocculation performance.

**Table 1:** Common laboratory test methods and the desired floc characteristics

Method of Separation	Laboratory tests	Desired floc properties
Sedimentation	Jar test, cylinder test, charge analysis	Dense, strong, large, regular in shape (spherical)
Thickening	Jar test, cylinder test	Dense, strong, large, regular in shape (spherical)
Vacuum filtration	Buchner funnel test, CST test	Porous, strong, permeable flocs
Centrifugation	CST test	Strong, dense, large flocs
Floatation	Jar test, floatation test	Low-density, strong, narrow size distribution
Filtration	Jar test, Buchner funnel test	Porous, strong, permeable flocs
Clarification	Jar test, cylinder test, charge analysis	Loose, large, high permeability with charge reversal

The overall goal of flocculation as applied to solid-liquid separation is to enhance solids' settling characteristics so as to provide a clear effluent and minimize the liquid content of the final solid product [31]. This is accomplished by careful manipulation of key parameters that govern the process of floc formation, breakup, and rearrangement [25]. Therefore, the first step in any physicochemical optimization process is to define specific performance criteria as well surrogate indicators. These criteria must be appropriate for the suspension and the existing or proposed method of treatment in order to obtain the desired floc's characteristics at a reasonable cost [9, 29, 30]. Several flocculation monitoring and optimization techniques have found useful applications in the treatment of suspensions and particulate systems. For instance, the conventional cylinder or Imhoff cone and jar tests, electrokinetic measurements, colloid titrations, and non-conventional procedures such as HNMR spectroscopy and fibre optic sensor technique, have all been successfully employed to assess the flocculation efficiency [9, 32-50].

The main drawback of many of these tests is the difficulty in adapting them to a wider range of solid-liquid separation techniques and other emerging separation methods. The aim of this study is to determine the optimum polymer dose for the pre-treatment process in an existing Couette device and new rotatory plate batch flow reactor under the expected flocculation conditions. Future studies will address the performance of these devices under the predicted dosage conditions with a view to establish variations in actual and predicted performance. The selected indirect indicators

(sludge volume index  $I_{SV}$ , and residual turbidity) reflect the suitability of the effluent for re-use (clarity) and the settled flocs for pelletization (compactness) in the shear devices.

## Materials and Method

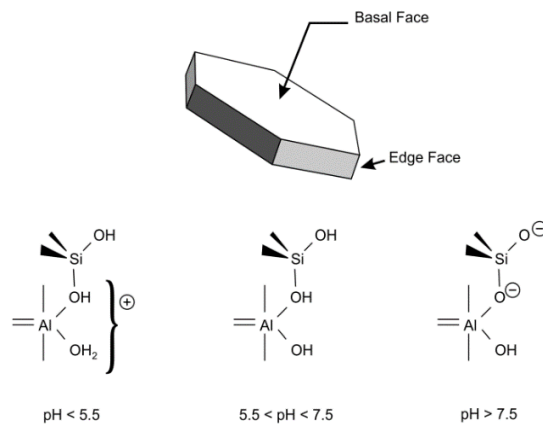
### Kaolin slurry

High quality paper coating grade kaolin powder (Caminauer Kaolinwerk GmbH, Germany) was used in the preparation of the model suspension. It contains particle sizes below 20  $\mu\text{m}$ , with a median size  $d_{50}$  of 6.5  $\mu\text{m}$  (Mastersizer, Malvern Instruments, UK) and density of 2.55  $\text{gcm}^{-3}$  measured with a pycnometer (Tab. 2, Fig. 2).

**Table 2:** Physicochemical properties of the kaolin slurry

Properties	Characteristic values
<sup>a</sup> Streaming potential, $\Delta U$ , mV	-770
Median particle size, $d_{50}$ , $\mu\text{m}$	6.5
Total solids content, % wt.	2.0
pH (at solids content of 2 % wt.)	6.2
Conductivity, $\mu\text{scm}^{-1}$	30
Dry solids density, $\text{gcm}^{-3}$	2.55
<sup>a</sup> Specific surface charge, $\text{Cg}^{-1}$	-0.55

<sup>a</sup>C: Coulomb, Particle Charge Detector Measurement (BTG Instruments GmbH, Germany)



**Fig. 2:** The structure of kaolin clay platelet and pH-dependence surface chemistry of the edge face. Reproduced from Ref. [51].

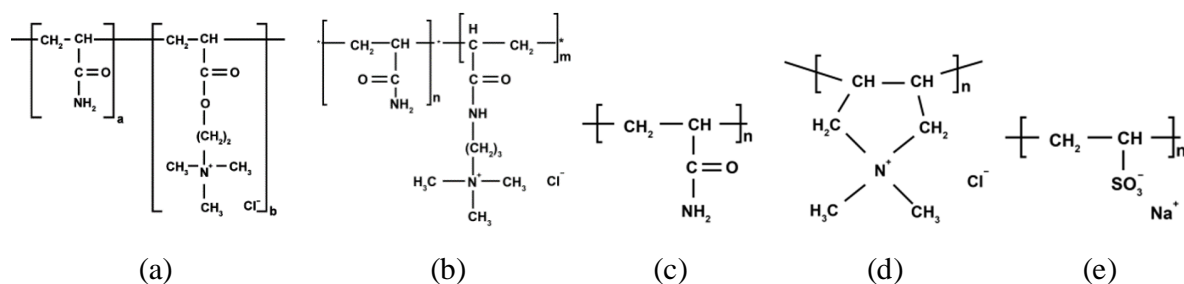
### Synthetic polymers

A number of synthetic polymers Zetag<sup>®</sup> 7692, Sedipur<sup>®</sup> CF-2501 (BASF GmbH, Germany), Praestol<sup>®</sup> 611BC (Stockhausen GmbH, Germany), and Superfloc<sup>®</sup> N-300 (Kemira Oyj, Finland)

with different charge densities but similar molecular weights selected after preliminary screening based on knowledge of the substrate and the application performance criteria [25] were used as bridging materials in this study. Their charge densities and cationic charge demand of the synthetic raw sludge were quantified by colloid titration using standard solutions of Poly-Dadmac–Polydimethyldiallylammonium chloride (0.001 N, 0.04 % wt.) and PES-Na–Polyethylene sulphonate (0.001 N, 0.013 % wt.) supplied by BTG Instruments GmbH, Germany (Tab. 3, Fig. 3).

**Table 3:** Characteristics of flocculants.

Characteristics		Manufacturer data				Experimental
Polymer trade name	Supplier	Appearance	Ionic character	Molecular weight (gmol <sup>-1</sup> )	Charge activity (mol %)	<sup>a</sup> Charge density (Cg <sup>-1</sup> )
Zetag <sup>®</sup> 7692	BASF	Powder	Cationic	$5 \times 10^6$	~10	133
Sedipur <sup>®</sup> CF-2501	BASF	Powder	Cationic	$6 \times 10^6$	~5-10	104
Praestol <sup>®</sup> 611BC	Stockhausen	Powder	Cationic	$5 \times 10^6$	~3-10	135
Superfloc <sup>®</sup> N-300	Kemira	Powder	Non-ionic	$4.5 \times 10^6$	~0	-1.997
Poly-Dadmac	BTG	Liquid	Cationic	$1 \times 10^5$	~100	597.43
PES-Na	BTG	Liquid	Anionic	$2.2 \times 10^4$	~100	-742.19

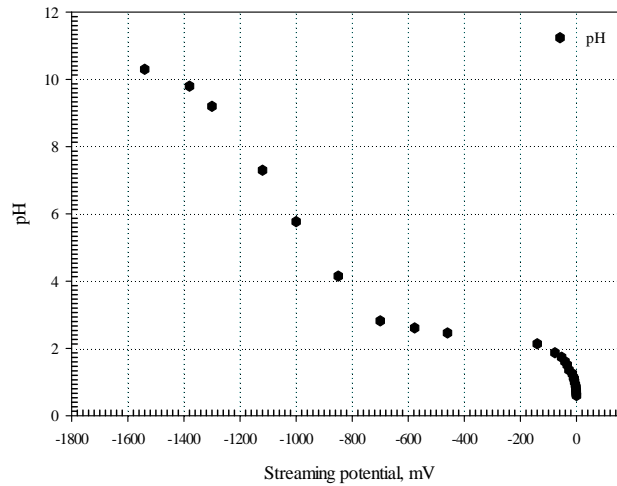


**Fig. 3:** The molecular structures of the synthetic flocculants (a) Zetag<sup>®</sup> 7692, Sedipur<sup>®</sup> CF-2501—DMAEA-Q or DMAEA-MeCl (b) Praestol<sup>®</sup> 611BC—MAPTAC (c) Superfloc<sup>®</sup> N-300—PAM (d) Poly-Dadmac (e) PES-Na [27, 52-53].

### Preparation and characterization of samples

Synthetic sludge (conc. 20 g/L) was prepared under laboratory conditions for this investigation by dispersing kaolin powder (Caminauer Kaolinwerk GmbH, Sachsen, Germany) in deionized water. The mixing was done using a mechanical overhead stirrer Heidolph RZR 2102 (Heidolph Instruments GmbH, Germany) in a 500 mL plastic beaker equipped with baffles. All experiments

were conducted using a freshly prepared kaolin suspension (2 % wt.). Stock solutions of polyelectrolytes (0.1 % wt.) were prepared by dissolving the polymer granules in deionized water and storing them for 24 hrs to allow aging of the solution. A working solution was prepared at least one hour before each experiment to obtain a desired concentration. The stock polymer solutions were stored for a maximum of one week. The determination of the isoelectric point was carried out by adjusting the pH of the slurry from 6.2 to 10. This was achieved by adjusting pH of the suspension using either 0.1 M HCl or NaOH solution (Fig. 4).



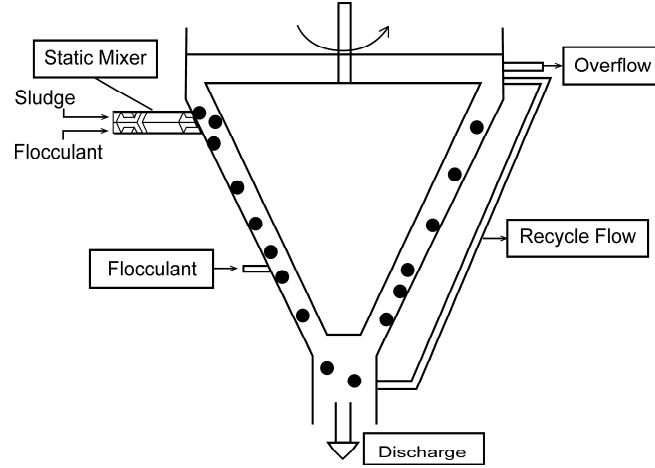
**Fig. 4:** Variation of the slurry net surface charge with pH (2 % wt.).

Surface charge of the slurry and charge densities of polyelectrolytes were determined by using colloid titration, 702 SM Titrino (Metrohm AG, Herisau, Switzerland) and particle charge detection, Müttek PCD 03 (BTG Instruments GmbH, Herrsching, Germany). A 10 mL sample of the slurry (2 % wt.) or polymer solution (0.05 % wt.) as specified by the manufacturer was placed in the measuring cell of the particle charge detector. The charge in the samples was determined by using either 0.001 N PES-Na or 0.001 N Poly-Dadmac as a standard titration solution. The automated system allows the titration parameters such as dosing rates and equivalence end points to be pre-selected for a particular titration regime. The specific charge ( $\mu\text{eq/g}$ ) is automatically determined by the software. The final charge quantity was obtained thereafter in (C/g) by multiplying the specific charge ( $\mu\text{eq/g}$ ) by the Faradays constant (96485 C/eq) with an error margin of about  $\pm 2\%$ .

### **Agglomeration unit**

The slurry pre-treatment device is a conical Couette reactor with two coaxially arranged cones. The inner cone acts as a stirrer with the reaction chamber forming an annular gap between the fixed outer cone and the rotating inner cone. The operation of the reactor provides a rotational flow in which the pellet flocs migrate from top to bottom of the reaction chamber. The sludge suspension and flocculants are introduced into the chamber using a static mixer so the suspension is fully destabilized by the time it reaches the annular gap. There is a provision for the mechanically

stable pellets of certain size and strength to be discharged at the lower end of the conical structure (Fig. 5). This apparatus was employed to gauge the polymer dose response during the actual separation process using optimum flocculant dosage obtained from the flocculation tests.



**Figure 5:** A schematic illustration of the Couette pelleting device. Adapted from Ref. [54] with permission.

### Flocculation tests

Flocculation experiments were carried out using a conventional jar test apparatus *Floculateur* 11198 (Bioblock Scientific, France) equipped with time adjustable speed mixer. 250 mL of the working slurry was pre-treated in the flocculator by adding 50 mL each in single addition (Z-7692, CF-2501, 611BC) and 25 mL each in dual additions (Z-7692+N-300, CF-2501+N-300, 611BC+N-300) of dilute solution of polyelectrolytes of varying concentrations (0.1-0.8 g/L) in order to achieve a polymer combination ratio of 1:2. This combination was found to be more effective in preliminary tests performed prior to this investigation. A rapid mix of about 45s at 200 rpm was followed by 10 min of slow mixing at 40 rpm to promote the aggregation of flocculated particles. The suspension was then transferred into a 250 mL graduated cylinder and allowed to settle undisturbed. Samples of the supernatant were drawn with a pipette from 2 cm below the surface for residual turbidity measurements using Turbiquant<sup>®</sup> 3000IR (Merck Millipore GmbH, Hessen, Germany), while the sludge volume index  $I_{SV}$  was determined according to Eq. 1 after 30 mins and 24 hrs of quiescent settling respectively.

$$I_{SV} = \frac{V_s}{\rho_T} \quad (1)$$

$I_{SV}$  is the sludge volume index (mL/g);  $V_s$  is the sludge volume after 30 min and 24 hrs of settling taken as an average of two measurements in mL/L;  $\rho_T$  is the concentration of dry solids in the slurry in g/L (Tab. 4).

**Table 4:** Summary of results for flocculation tests in single and dual-polymer treatment

Polymer type	Performance indicators	Polymer dose (kg/t TS)				
		1	2	4	6	8
Z-7692	Sludge volume index $I_{SV30}$	6.6	5	5	6.4	6.6
	Sludge volume index $I_{SV24}$	6.2	4.8	4.8	6.4	6.2
	Turbidity	6.65	12.92	38.13	63.32	64.39
CF-2501	Sludge volume index $I_{SV30}$	5.6	4.4	5.2	5.6	6.8
	Sludge volume index $I_{SV24}$	5	4.2	4.8	5.6	6.4
	Turbidity	10.80	9.68	29.87	54.81	62.72
611BC	Sludge volume index $I_{SV30}$	5.4	5.2	5.4	7	6
	Sludge volume index $I_{SV24}$	5.2	5	5.2	6.6	5.6
	Turbidity	7.65	15.82	43.93	57.79	64.51
Z-7692 + N-300	Sludge volume index $I_{SV30}$	5	5.4	4.8	4.8	6
	Sludge volume index $I_{SV24}$	4.6	5.2	4.4	4.4	5.6
	Turbidity	20.04	9.79	18.23	38.92	62.67
CF-2501 + N-300	Sludge volume index $I_{SV30}$	6	5.6	4.8	6	5.6
	Sludge volume index $I_{SV24}$	5.6	5.6	4.6	5.6	5.2
	Turbidity	31.87	23.89	7.27	19.56	39.69
611BC + N-300	Sludge volume index $I_{SV30}$	6.4	5.8	5.2	5.6	5.2
	Sludge volume index $I_{SV24}$	6.2	5.6	5	5.6	5
	Turbidity	55.65	16.83	17.20	27.34	47.72

## Results and Discussion

### Particle-polymer interactions and selection of optimum dose

The structure of kaolin clay is comprised of pseudo-hexagonal platelets with differing surface chemistry occurring at the basal face and the edge face [19, 51]. The basal face has a net negative charge that is usually unaffected by the pH. However, the charge on the edge face can be positive, neutral, or negative, depending on the pH of the suspension (Fig. 2, Fig. 4). This behaviour of kaolin platelets in aqueous suspension stems from proton gain or loss of surface hydroxyl groups and this strongly influences their flocculation properties [55].

The aggregation of dispersed kaolin particles in suspension can proceed with the polymer adsorbing either in an edge-to-face (EF) or face-to-face (FF) manner depending on the prevailing flocculation conditions (Fig. 2). At a pH value lower than 6.7, edge-face electrostatic interaction



predominates among the clay particles and a “card-house structure” emerges. In this model, the mineral particles are held together by edge-face (EF) contacts [19]. In the presence of non-ionic polymer, the face-to-face (FF) association is favoured due to the larger surface area of the face compared to the edge of the kaolin particle [52].

The kaolin slurry used in this study was conditioned at a pH of between 6 and 7 using different polymer combinations. The optimum polymer dose was thereafter determined based on the lowest observed values of the supernatant turbidity and sludge volume index  $I_{SV}$  after 30 mins and 24 hrs of settlement. However, choice of optimum flocculant dose might sometimes necessitate a compromise between the performance indicators (sludge volume index  $I_{SV}$ , or supernatant quality). In the case of the chosen separation process (pelleting flocculation), it is assumed that in full-scale operations, residual water can be recycled back into the municipal sewer network. Hence the supernatant quality—clear water with low turbidity, is therefore a secondary criterion.

### **Polymer-dose response in single polymer treatment**

Zetag<sup>®</sup> 7692, Sedipur<sup>®</sup> CF-2501 and Praestol<sup>®</sup> 611BC are medium to high molecular weight cationic polymers with low charge densities (Tab.3). Figs. 6-8 show the results of the flocculation test with respect to the supernatant turbidity and sludge volume index  $I_{SV}$ . The choice of the polymer dose range reflects the regions of under-dose and over-dose [56]. There was a significant reduction in turbidity with all the polymer doses, and this trend generally appears to decrease as the polymer dose increases with the exception of Sedipur<sup>®</sup> CF-2501.

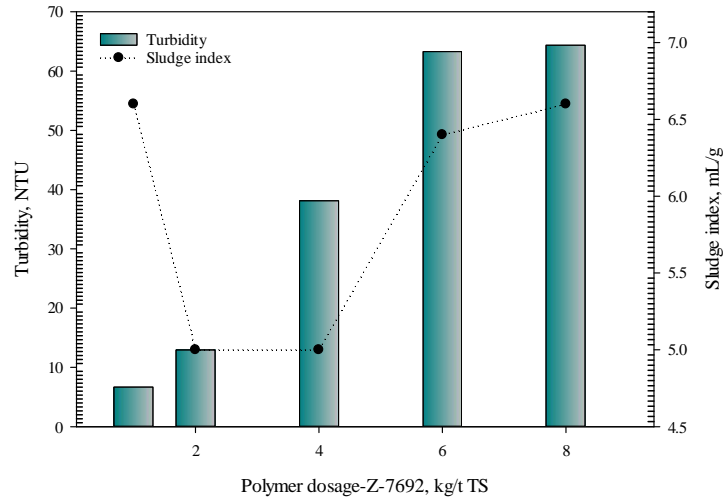
In the case of Sedipur<sup>®</sup> CF-2501, there was a slight reduction in turbidity when the polymer dose was increased from 1 to 2 kg/t TS and thereafter increases with the increase in dosage (Fig. 7). The sludge volume index  $I_{SV}$  shows a somewhat similar trend with two clear zones of under-dose and over-dose of polymers and this is consistent with similar studies reported elsewhere [10, 32, 54]. In the conditioning experiments, the optimum dosage of 2 kg/t TS roughly corresponds to the region of lowest turbidity and sludge volume index  $I_{SV}$  values. This can be deemed sufficient to obtain a good flocculation performance in terms of the two indicators.

In the under-dose range, increasing polymer dose improves the flocculation performance; however, once the optimum dosage condition is attained, additional polymer dose results in deterioration of flocculation efficiency. For instance, increasing the polymer dose from 1 kg/t TS to 2 kg/t TS leads to a decrease in the turbidity and sludge index to lowest values with the exception of Zetag<sup>®</sup> 7692 (Fig. 6) and Praestol<sup>®</sup> 611BC (Fig. 8) which show a slight increase in turbidity. Increasing the dosage beyond 2 kg/t TS shows a rapid increase in the observed values of the two indicators.

The response of the kaolin slurry to the physicochemical treatment can be explained using an appropriate conceptual model. The results of the experiments from this study confirm charge neutralization and polymer bridging as the main flocculation mechanisms with polymer bridging being more dominant. For high molecular weight polyelectrolytes with a charge density less than

15 %, the governing phenomenon is polymer bridging. Whereas for low molecular weight flocculant with ionicity greater than 30 %, charge neutralization predominates [23]. The increase in turbidity at a higher dosage can be attributed to increasing polymer adsorption beyond the optimum which results in lower particle aggregation. The increasing coverage of the particle surface by the polymer molecules beyond the optimum level gradually leads to steric stabilization [23].

Similarly, increasing polymer dose results in higher sludge volume index  $I_{SV}$  owing to the weakening of the polymer bonds and formation of loose and bulky flocs [23]. A theoretical charge reduction of approximately 48.4 %, 37.8 %, and 49.1 % for Zetag<sup>®</sup> 7692, Sedipur<sup>®</sup> CF-2501 and Praestol<sup>®</sup> 611BC respectively at the optimum dose of 2 kg/t TS. This confirms that optimum flocculation performance does not require a complete charge neutralization [16].



**Fig. 6:** Relationship between Z-7692 dosage and flocculation performance.

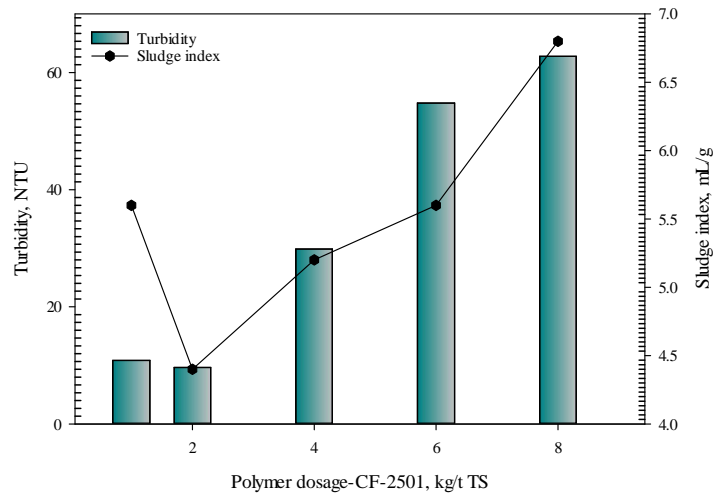


Fig. 7: Relationship between CF-2501 dosage and flocculation performance.

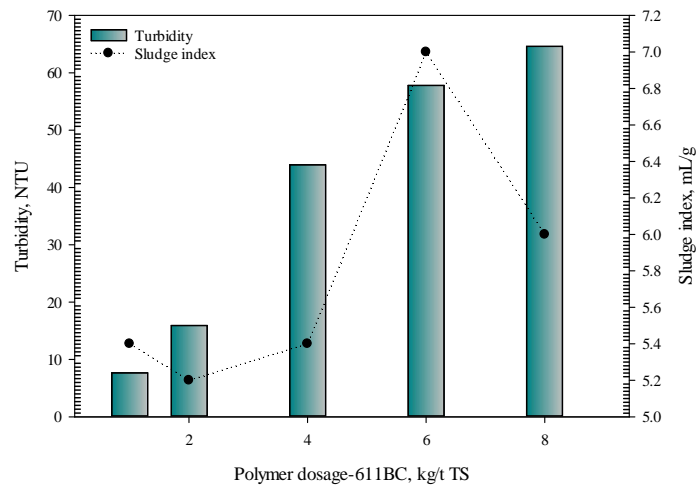


Fig. 8: Relationship between 611BC dosage and flocculation performance.

### Polymer-dose response in dual-polymer treatment

Superfloc<sup>®</sup> N-300, a non-ionic medium molecular weight was used in combination with Zetag<sup>®</sup> 7692, Sedipur<sup>®</sup> CF-2501, and Praestol<sup>®</sup> 611BC in dual polymer conditioning. The results of the sequential additions are shown in Figs. 9-11. There are apparently two clear regions of under-dose and over-dose, with a generally good flocculation performance especially in turbidity reduction. This is, however, achieved at a somewhat higher polymer dose (4 kg/t TS) when compared to the single polymer addition.

In terms of the sludge volume index  $I_{SV}$  and the turbidity, the dual additions show that in the under-dose range, increasing the flocculant dose generally results in an improved flocculation performance except in the case of Z-7692+N300 (Fig. 9). Increasing the polymer dose beyond 4 kg/t TS however, shows a rapid deterioration in the flocculation efficiency as shown by the increase in the observed values of the two indicators. This region shows a significant increase in the turbidity and sludge volume index  $I_{SV}$  values indicating an over-dose of flocculants. These optima trends appear to be consistent with similar dosage optimization results reported elsewhere [10, 15, 22, 24, 27, 32].

The dual additions show a somewhat comparable flocculation efficiency albeit at twice the polymer dosage. For instance, CF-2501+N300 combination shows a lower turbidity at optimum dosage as compared to the single addition (Fig. 10). In terms of the sludge volume index  $I_{SV}$ , the observed values in single polymer flocculation are generally lower. This might be attributed to the fact that in dual systems, larger and stronger flocs are formed [17]. The two flocculation schemes implemented in this study, however, generally show a good correlation in terms of the flocculation performance.

In addition, it does seem that the dual additions scheme produced stronger and shear-tolerant flocs as a result of the additional bridging effects, but this could not be directly verified in this study. However, further investigation in the Couette apparatus showed that the dual addition gives more stability for the flocs. Several studies have shown that the sequential addition produces a synergistic effect that might result in stronger and more compact flocs due to the enhanced bridging effect of the non-ionic polymer [57-58]. A conceptual model of the interaction mechanisms in dual-polymer flocculation was presented by Lee and Liu [17]. A theoretical charge reduction of approximately 32.1 %, 25.1 %, and 32.6 % for Zetag<sup>®</sup> 7692+Superfloc<sup>®</sup> N-300, Sedipur<sup>®</sup> CF-2501+Superfloc<sup>®</sup> N-300, and Praestol<sup>®</sup> 611BC+Superfloc<sup>®</sup> N-300 respectively were recorded at the optimum dose of 4 kg/t TS in dual-polymer combinations.

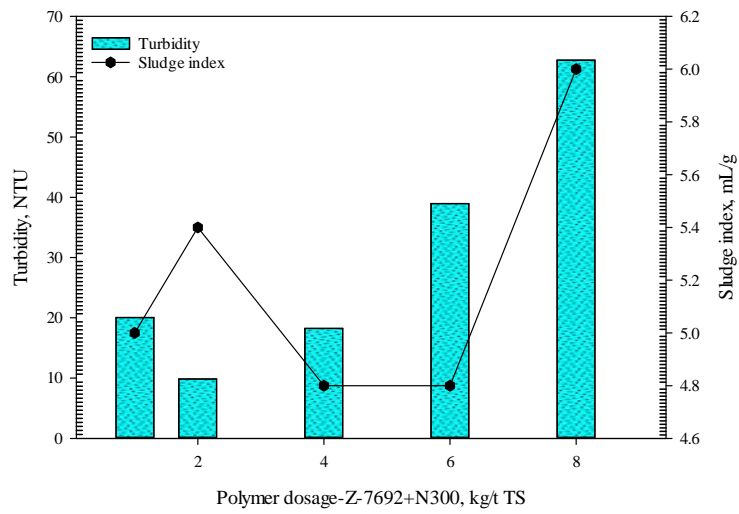


Fig. 9: Relationship between Z-7692+N300 dosage and flocculation performance.

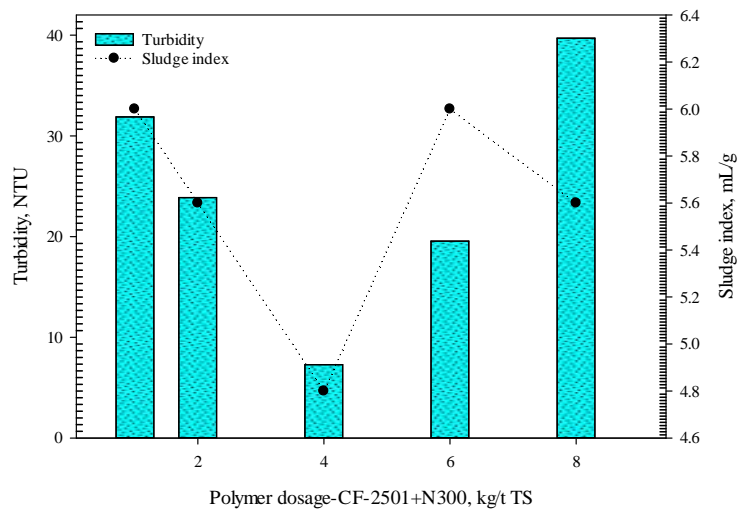


Fig. 10: Relationship between CF-2501+N300 dosage and flocculation performance.

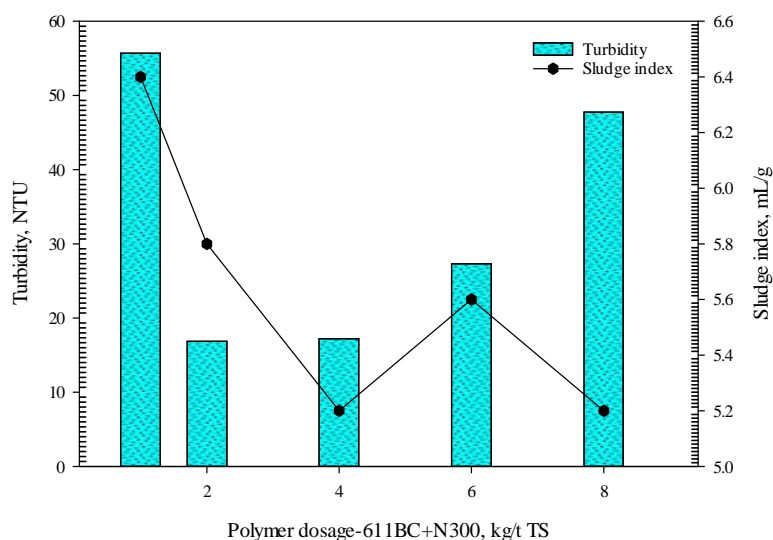


Fig. 11: Relationship between 611BC+N300 dosage and flocculation performance.

### Effect of polymer characteristics on supernatant clarity

The effect of polymer characteristics, especially molecular weight, is a critical factor in the flocculation of kaolin slurry. It has been shown that polymer bridging is the dominant flocculation mechanism in the case of non-ionic or low-charge cationic polymers [52]. Polymer molecules can adsorb onto both the face and edge sites of the kaolin particle with face-to-face (FF) association more probable in the case of high molecular weight flocculants [52]. Fig. 12 shows the effect of polymer types on the supernatant turbidity at the respective optimum dose. The lowest turbidity of 7.27 NTU was recorded with Sedipur<sup>®</sup> CF-2501 + Superfloc<sup>®</sup> N-300 polymer combination in the dual additions. It does appear that the dual-polymers have a slightly superior overall turbidity reduction over the single additions, although at a much higher optimum dosage.

In terms of the individual flocculants, Sedipur<sup>®</sup> CF-2501 gives the highest turbidity reduction with an observed value of 9.68 NTU. This might probably be attributed to its slightly higher molecular weight when compared to other flocculants, as it has been shown that this performance criteria is a function of the polymer molecular weight [55]. A similar trend can be seen in its combination with Superfloc<sup>®</sup> N-300, which gives the lowest observed turbidity value for the dual-polymers. It appears that this trend seems to be consistent with all the other polymer combinations with Zetag<sup>®</sup> 7692 and Zetag<sup>®</sup> 7692 + Superfloc<sup>®</sup> N-300, giving the second lowest values in single and dual additions schemes respectively.

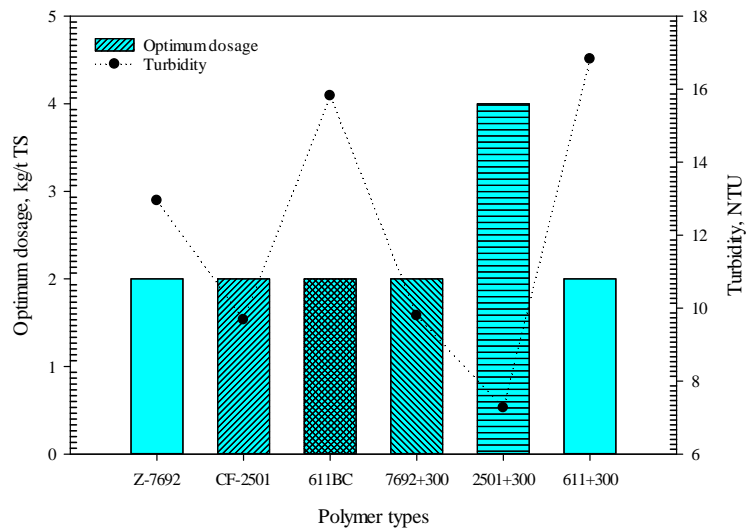


Fig. 12: Effect of flocculation types on supernatant clarity at optimum dosage.

### Effect of polymer characteristics on sediment compaction

The characteristics of the settled flocs is an important factor in many solid-liquid separation processes as the appearance of the flocs' structure is an indication of flocculation efficiency (Tab. 1). The aim of pelleting flocculation as a pre-treatment technique is to produce compact pellet flocs with high solids content, shear resistance, and better dewaterability. The sludge volume is a simple and effective indicator to assess the settleability characteristics of sludge and the flocculation performance. Fig. 13 shows the effect of flocculant types on the sludge volume index  $I_{sv}$ .

The lowest observed sludge index value of 4.4 mL/g was obtained with Sedipur<sup>®</sup> CF-2501 in the single polymer conditioning. This might be a result of the flocculant's higher molecular weight as polymer bridging is a function of molecular weight in the case of low charge cationic polymers. In the case of dual-additions, the lowest observed sludge index value is 4.8 mL/g for both Zetag<sup>®</sup> 7692+Superfloc<sup>®</sup> N-300 and Sedipur<sup>®</sup> CF-2501+Superfloc<sup>®</sup> N-300 polymer combinations. This slightly higher value obtained at a higher optimum dose indicates that the dual-additions produce less settleable flocs. However, the shear resistance of the flocs, which is another critical factor, was not directly measured in this study.

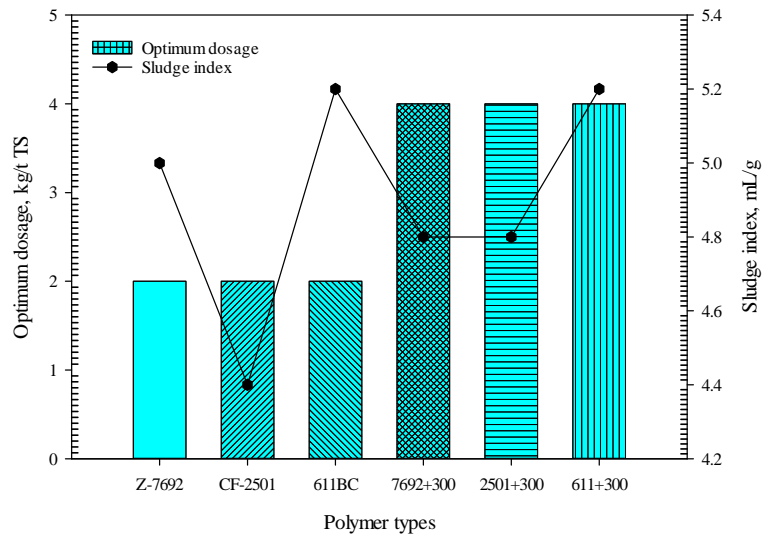


Fig. 13: Effect of flocculation types on sediment compaction at optimum dosage.

## Conclusions

Flocculation optimization studies were conducted using kaolin slurry as a model suspension in order to glean information about the slurry polymer-dose response. This initial physicochemical test is intended to serve as a tool for an effective dosage selection for a new pre-treatment device. The chosen flocculation performance criteria as well as the performance indicators reflect a trade-off between best possible separation efficiency and lowest possible cost of conditioning chemicals. The results of this study show an optimum dose range of 2.0 – 4.0 kg/t TS for the conditioning schemes and physicochemical criteria investigated. A lower polymer dose of 2 kg/t TS was however, required to attain the optimum condition for residual turbidity when compared to the sludge volume index  $I_{sv}$  (2–4 kg/t TS) in both addition schemes. The dominant flocculation concepts in this study are polymer bridging and charge neutralization, with the polymer bridging effect observed to be more pronounced owing to the low charge activities (ionization) of the synthetic polymers. It is anticipated that future investigations will address the performance and process optimization in a new pre-treatment device under the predicted dosage conditions.

## Acknowledgement

The authors wish to thank the Water Research Foundation, USA, for providing some of their valuable publications.

## References

- [1] S. Biggs, Aggregate Structures and Solid-Liquid Separation Processes, KONA Powder and Part. J. 24 (2006) 41–53.



- [2] J. Gregory, L. Guibai, Effects of Dosing and Mixing Conditions on Polymer Flocculation of Concentrated Suspensions, *Chem. Eng. Commun.* 108 (1991) 3–21.
- [3] M.A. Yukselen, J. Gregory, The Effect of Rapid Mixing on the Break-up and Re-formation of Floccs, *J. Chem. Technol. Biotechnol.* 79 (2004) 782–788.
- [4] N.K. Shamma, Coagulation and flocculation, in: L. Wang, Y.T. Hung, N. Shamma, (Eds.), *Physicochemical Treatment Processes*, Humana Press Inc., Totowa, 2005, pp. 103–139.
- [5] K.E. Lee, N. Morad, T.T. Teng, B.T. Poh, Development, Characterization and the Application of Hybrid Materials in Coagulation/Flocculation of Wastewater: A Review, *Chem. Eng. J.* 203 (2012) 370–386.
- [6] M. Hjorth, M. L. Christensen, Evaluation of Methods to Determine Flocculation Procedure for Manure Separation, *Trans. ASABE* 51 (2008) 2093–2103.
- [7] I. Popa, G. Papastavrou, M. Borkovec, Charge Regulation Effects on Electrostatic Patch-Charge Attraction Induced by Adsorbed Dendrimers, *Phys. Chemistry Chem. Phys.* 12 (2010) 4863–4871.
- [8] J. Gregory, The Role of Colloid Interactions in Solid-Liquid Separation, *Water Sci. Technol.* 27 (1993) 1–17.
- [9] J. Bratby, *Coagulation and Flocculation in Water and Wastewater Treatment*, IWA Publishing, London, 2006.
- [10] D.H. Bache, R. Gregory, *Flocs in Water Treatment*, IWA Publishing, London, 2007.
- [11] R. Hogg, Flocculation and Dewatering, *Int. J. of Miner. Process.* 58 (2000) 223–236.
- [12] C. Coufort, D. Bouyer, A. Liné, Flocculation Related to Local Hydrodynamics in a Taylor–Couette Reactor and in a Jar, *Chem. Eng. Sci.* 60 (2005) 2179–2192.
- [13] N. Böhm, W.M. Kulicke, Optimization of the Use of Polyelectrolytes for Dewatering Industrial Sludges of Various Origins, *Colloid Polym. Sci.* 275 (1997) 73–81.
- [14] L. Besra, D.K. Sengupta, S.K. Roy, P. Ay, Polymer Adsorption: Its Correlation with Flocculation and Dewatering of Kaolin Suspension in the Presence and Absence of Surfactants, *Int. J. of Miner. Process.* 66 (2002) 183–202.
- [15] M. Hjorth, M.L. Christensen, P.V. Christensen, Flocculation, Coagulation, and Precipitation of Manure affecting Three Separation Techniques, *Bioresour. Technol.* 99 (2008) 8598–8604.
- [16] M. Hjorth, B.U. Jørgensen, Polymer Flocculation Mechanism in Animal Slurry Established by Charge Neutralization, *Water Res.* 46 (2012) 1045–1051.
- [17] C.H. Lee, J.C. Liu, Enhanced Sludge Dewatering by Dual Polyelectrolytes Conditioning, *Water Res.* 34 (2000) 4430–4436. doi:10.1016/S0043-1354(00)00209-8.
- [18] F. Concha, *Solid-Liquid Separation in the Mining Industry*, Springer, Heidelberg, 2014.
- [19] L. Gerhard, From Clay Mineral Crystals to Colloidal Mineral Dispersions in: B. Dobias, H. Stechemesser, (Eds.), *Coagulation and Flocculation: Second Edition*, 2nd ed., CRC Press, Boca Raton, FL, 2005, pp. 519–600.
- [20] L. Besra, D.K. Sengupta, S.K. Roy, Influence of Unadsorbed and Weakly Adsorbed Flocculants on Separation Properties of Kaolin Suspensions, *Int. J. Miner. Process.* 78 (2006) 101–109.

- [21] B. Bolto, J. Gregory, Organic Polyelectrolytes in Water Treatment, *Water Res.* 41 (2007) 2301–2324.
- [22] T.M. Herrington, B.R. Midmore, J.C. Watts, Flocculation of kaolin suspensions by polyelectrolyte, in: P.L. Dubin, P. Tong, (Eds.), *Colloid-Polymer Interactions: Particulate, Amphiphilic and Biological Surfaces*, American Chemical Society, San Francisco, 1993, pp. 161–181.
- [23] T. Smith-Palmer, R. Pelton, Flocculation of particles, in: P. Somasundaran, (Ed.), *Encyclopedia of Surface and Colloid Science* 2nd ed., CRC Press, Columbus, 2006, pp. 2584–2599.
- [24] F. Sher, A. Malik, H. Liu, Industrial Polymer Effluent Treatment by Chemical Coagulation and Flocculation, *J. Environ. Chem. Eng.* 1 (2013) 684–689.
- [25] R.S. Farinato, S. Huang, P. Hawkins, Polyelectrolyte-assisted dewatering, in: R.S. Farinato, P.L. Dubin, (Eds.), *Colloid-Polymer Interactions: From Fundamentals to Practice*, John Wiley & Sons, New York, 1999, pp. 3–50.
- [26] B.M. Moudgil, B.D. Shah, Selection of flocculants for solid–liquid separation processes, in: H. Muralidhara, (Eds.), *Advances in Solid-Liquid Separation*, Battelle Press, Columbus, 1986, pp. 191–202.
- [27] S.K. Dentel, Chemical Conditioning for Solid-Liquid Separation Processes, *Dry. Technol. Int. J.* 28 (2010) 843–849.
- [28] D.K. Sengupta, Y.A. Attia, H.A. Hamza, Enhanced Filtration and Dewatering of Sludge by Flocculation, *Fluid Part. Sep. J.* 7 (1994) 166–171.
- [29] G. Moody, P. Norman, Chemical pre-treatment, in: R. Wakeman, S. Tarleton, (Eds.), *Solid-Liquid Separation: Scale-up of Industrial Equipment*, Elsevier, Oxford, 2005, pp. 38–81.
- [30] S. Biggs, M. Habgood, G.J. Jameson, Y.D. Yan, Aggregate Structures Formed via a Bridging Flocculation Mechanism, *Chem. Eng. J.* 80 (2000) 13–22.
- [31] R. Hogg, Process design for flocculation, clarification and thickening of fine-particle suspension, in: XVIII Int. Miner. Process. Congr., Sydney, Australia, 1993: pp. 1315–1319.
- [32] D.H Bache, Y.Q. Zhao, Optimising Polymer Use in Alum Sludge Conditioning: An Ad hoc Test, *J. Water Supply Res. Technol. - Aqua* 50 (2001) 29–38.
- [33] M.M. Abu-Orf, S.K. Dentel, Polymer Dose Assessment Using the Streaming Current Detector, *Water Environ Res.* 69 (1997) 1075–1085.
- [34] R.K. Chakraborti, J.F. Atkinson, J.E. Van Benschoten, Characterization of Alum Flocc by Image Analysis, *Environ. Sci. Technol.* 34 (2000) 3969–3976.
- [35] M. Guida, M. Mattei, C. Della Rocca, G. Melluso, S. Meric, Optimization of Alum-Coagulation/Flocculation for COD and TSS Removal from Five Municipal Wastewater, *Desalination.* 211 (2007) 113–127.
- [36] A. von Homeyer, D.O. Krentz, W.M. Kulicke, D. Lerche, Optimization of the Polyelectrolyte Dosage for Dewatering Sewage Sludge Suspensions by means of a New Centrifugation Analyser with an Optoelectronic Sensor, *Colloid Polym. Sci.* 277 (1999) 637–645.
- [37] A. Bartelt, D. Horn, W. Geiger, G. Gern, Control and Optimization of Flocculation Processes in the Laboratory and in Plant, *Prog. Colloid Polym. Sci.* 95 (1994) 161–167.

- [38] S. Teefy, J. Farmerie and E. Pyles, Jar test, in: *Operational Control of Coagulation and Filtration Processes*, Third ed., American Water Works Association, Denver, CO, 2011, pp. 17–58.
- [39] L.H. Mikkelsen, Applications and Limitations of the Colloid Titration Method for Measuring Activated Sludge Surface Charges, *Water Res.* 37 (2003) 2458–2466.
- [40] S. Byun, J.H. Kwon, M.H. Kim, K.Y. Park, S. Lee, Automatic Control of Polymer Dosage Using Streaming Potential for Waterworks Sludge Conditioning, *Sep. Purif. Technol.* 57 (2007) 230–236.
- [41] H.J. Richter, K. Josbt, H. Friedrich, W. Heinze, E. Friedrich, W. Hermel, Possible Applications of Streaming Potential Measurements in Relation to Dewatering of Waste Water Sludge, *Aufbereit.-Tech.* 34 (1995) 257-262.
- [42] P. Ay, A. Hemme, K. Pflug, R. Nitzsche, Application of Measurements of Charged State in Sludge Dewatering Technology, *Aufbereit.-Tech.* 33 (1992) 57–66.
- [43] E. Sailer, Fully automatic dose control of coagulants by using particle charge detector in vienna sewage treatment plant, in: H. Hahn, E. Hoffman , H. Odegaard, (Eds.), *Chemical Water and Wastewater Treatment VII*, IWA Publishing, London, 2002, pp. 81–90.
- [44] S. Dentel, K. Wehnes, M. Abu-Orf, Use of streaming current and other parameters for polymer dose control in sludge conditioning, in: R. Klute, H. Hahn, (Eds.), *Chemical Water and Wastewater Treatment III*, Springer, Heidelberg, 1994, pp. 373–381.
- [45] I. Chilarescu, C. Berevoianu, M. Sandu, G. Racoviteanu, Automatic determination of coagulation-flocculation reagent dose, in: H. Hahn, E. Erhard Hoffmann, H. Odegaard, (Eds.), *Chemical Water and Wastewater Treatment V*, Springer, Heidelberg, 1998, pp. 71–81.
- [46] S.K. Dentel, M.M. Abu-Orf, Laboratory and Full-Scale Studies of liquid Stream Viscosity and Streaming Current for Characterization and Monitoring of Dewaterability, *Water Res.* 29 (1995) 2663–2672.
- [47] R. Bryant, J. Sadar, D. Pernitsky, Online sensors for monitoring and controlling coagulation and filtration, in: *Operational Control of Coagulation and Filtration Processes*, Third ed., American Water Works Association, Denver, 2011, pp. 59–100.
- [48] N. Tambo, Optimization of flocculation in connection with various solid-liquid separation processes, in: H. Hahn, R. Klute, (Eds.), *Chemical Water and Wastewater Treatment*, Springer, Heidelberg, 1990, pp. 17–32.
- [49] E.N. Papavasiliopoulos, Viscosity as a Criterion for Optimum Dosing of Polymers in Waterworks Sludges, *Water Environ. J.* 11 (1997) 217–224.
- [50] J. Gregory, Monitoring Particle Aggregation Processes, *Adv. Colloid Interface Sci.* 147–148 (2009) 109-123.
- [51] M.B. Hocking, K.A. Klimchuk, S. Lowen, Polymeric Flocculants and Flocculation, *J. Colloid Macromol. Part C Polym. Rev.* 39 (1999) 177–203.
- [52] S. Kim, A.M. Palomino, Polyacrylamide-Treated Kaolin: A Fabric Study, *Appl. Clay Sci.* 45 (2009) 270–279. doi:10.1016/j.clay.2009.06.009.

- [53] S. Radchenko, I. Novakov, P. Radchenko, C. Van, E. Rybakova, Flocculating Properties of Water-Soluble Polymer-Colloid Complexes of Aluminoxane Particles with Weakly Charged Cationic Polyelectrolytes, *J. Water Resour. Prot.* 3 (2011) 213–221.
- [54] A. Hemme, R. Polte, P. Ay, Pelleting Flocculation—The Alternative to Traditional sludge Conditioning, *Aufbereit.-Tech.* 36 (1995) 226–235.
- [55] E. Sabah, Z.E. Erkan, Interaction Mechanism of Flocculants with Coal Waste Slurry, *Fuel.* 85 (2006) 350–359. doi:10.1016/j.fuel.2005.06.005.
- [56] F.A. Al Momani, B. Örmeci, Optimization of Polymer Dose Based on Residual Polymer Concentration in Dewatering Supernatant, *Water Air Soil Pollut.* 225 (2014) 1–11.
- [57] G. Petzold, Dual-addition schemes, in: R.S. Farinato, P.L. Dubin, (Eds.), *Colloid-Polymer Interactions: From Fundamentals to Practice*, John Wiley & Sons, New York, 1999, pp. 82–100.
- [58] A. Ayol, S.K. Dentel, A. Filibeli, Dual Polymer Conditioning of Water Treatment Residuals, *J. Environ. Eng.* 131 (2005) 1132–1138.